

LET'S LEARN BIBLICAL ENGLISH -1 ©

For Low Beginners

by
Dr. Richard
of Altogether Lovely Ministries

LET'S LEARN BIBLICAL ENGLISH -1 ©

For Low Beginners

by
Dr. Richard
of Altogether Lovely Ministries

LET'S LEARN BIBLICAL ENGLISH -1 ©

For Low Beginners

Copyright © 2005 by Dr. Richard of Altogether Lovely Ministries

First printing – January 2005

All material by Dr. Richard of Altogether Lovely Ministries is copyrighted. However, these materials may be freely copied and distributed “unaltered” for the purpose of study and teaching, so long as they are made available to others free of charge, and the copyright is included. These materials may not, in any manner, be sold or used to solicit “donations” from others, nor may they be included in anything you intend to copyright, sell, or offer for a fee. This copyright is exercised to keep these materials freely available to all.

It is the author’s purpose to provide Christian Biblical resources that can be used worldwide to further the Gospel of Jesus Christ.

- Printed Worldwide -

TABLE OF CONTENTS

Chapter 1 – p. 1
Chapter 2 – p. 6
Chapter 3 – p. 11
Chapter 4 – p. 16
Chapter 5 – p. 21
Chapter 6 – p. 26
Chapter 7 – p. 31
Chapter 8 – p. 36
Chapter 9 – p. 41
Chapter 10 – p. 46
Chapter 11 – p. 51
Chapter 12 – p. 56
Chapter 13 – p. 61
Chapter 14 – p. 66
Chapter 15 – p. 71
Chapter 16 – p. 76
Chapter 17 – p. 81
Chapter 18 – p. 86
Chapter 19 – p. 91
Chapter 20 – p. 96
Chapter 21 – p. 101
Chapter 22 – p. 106
Chapter 23 – p. 111
Chapter 24 – p. 116
Extra Activities – p. 121-123
For Further Growth in Biblical English – p.124
How To Use This Book (For the Teacher) – p.125
Christian & Secular Bibliography – p.126
From the author – p.127

CHAPTER 1

1) LET'S PRAY

YOU ARE MY KING AND MY GOD

(Psalm 44:4)

I love you King Jesus
You're my King and my God!

2) LET'S PRONOUNCE

Short a word sounds

- 1) – a – a – a – a – a – a – a –
- 2) - ad – ad – ad – ad – ad – ad – ad –
- 3) – cab – cab – cab – cab – cab – cab – cab –
- 4) - bad – bad – bad – bad – bad – bad – bad -
- 5) – bag – bag – bag – bag – bag – bag – bag –
- 6) – a – a – a – a – a – a – a –
- 7) - at – at – at – at – at – at – at -
- 8) - cat – cat – cat – cat – cat – cat – cat -
- 9) – a – a – a – a – a – a – a –
- 10) - an – an – an – an – an – an – an -
- 11) – ant – ant – ant – ant – ant – ant – ant -
- 12) – pa – pa – pa – pa – pa – pa – pa –
- 13) - pan – pan – pan – pan – pan – pan – pan –
- 14) – pant – pant – pant – pant – pant – pant – pant –

Odd **Short a** words

- 1) – plaid – plaid – plaid – plaid – plaid – plaid –
- 2) – laugh – laugh – laugh – laugh – laugh – laugh –
- 3) – **a**unt – aunt – aunt – aunt – aunt – aunt –
- 4) – **c**alf – calf – calf – calf – calf – calf –
- 5) – **h**alf – half – half – half – half – half –
- 6) – **h**ave – have – have – have – have – have –

3) LET'S RHYME

Say, the “ -- AD” sound words now.

AD - ad, bad, dad, fad, had, lad, mad, pad, sad, tad, Brad, Chad, clad, glad, grad, plaid

Now, the teacher will say the number and you say the word.

1) ad	2) bad	3) dad	4) fad
5) had	6) lad	7) mad	8) pad
9) sad	10) tad	11) Brad	12) Chad
13) clad	14) glad	15) grad	16) plaid

**John was sad, when he was bad
When John was bad, his dad got mad
If John had not been so bad
Then John's dad wouldn't be mad
Now John's a lad whose dad is glad!!**

4) LET'S SPELL

First, the teacher will spell any word below & you say the word.

Then, the teacher will say the word and you spell it.

[Teacher: depending on the level, they can “look and spell” or “not look”.]

ad, bad, dad, fad, had, lad, mad, pad, sad, tad, Brad, Chad, clad, glad, grad, plaid, cab, at, cat, an, ant, pan, pant, plaid, laugh, aunt, calf, half, have

5) LET'S DO A TONGUE TWISTER:

big black back bat

6) LET'S LEARN

a) Let's learn the alphabet. First, we'll learn the letters.

b) Next, we'll sing the "alphabet song".

[Teacher, you can put the letters on "small cards" and "mix up" the cards]

**A, B, C, D, E, F, G,
H, I, J, K,
L, M, N, O, P,
Q, R, S, T, U, V,
W, X, Y, Z**

c) Now, let's pronounce some sounds. The teacher will say the "sound of the letter". Then the teacher will say the "word" beside it.

A – apple

B – boat

C – cup

D – door

E – egg

F – fire

G – gift

H – hat

I – igloo

J – jet

K – kite

L – love

M – mother

N – nest

O – owl

P – pizza

Q – queen

R – rain

S – snake

T – turtle

U – umbrella

V – violin

W – walrus

X – fox

Y – yam

Z – zebra

7) LET'S DESCRIBE

1. actors

These people pretend to be somebody else. They entertain people. These people play in movies.

2. Africa

This is a very large area of land. It is famous for its wildlife and beauty. It has lions, tigers, and giraffes.

3. airplanes

We travel in these. These fly faster than birds. They are flown by pilots.

4. ankle

This is a part of our body. It is just above our foot. It hurts when we twist it.

5. Abba

Another name for God. This means "Father". A word to worship God with.

8) LET'S READ

This is the story about Lee. Lee is a 4 year old boy. Lee lives with his mother and father. He also has a younger sister named Erin. Erin is 2 years old. Lee's father and mother are Christians. They live a very busy Christian life. Lee's father is a pastor. He has been a pastor for 8 years. Lee's mother stays at home. She takes care of Lee and his sister. Lee is a happy young boy. He loves to play with his toys. Erin is also very active. She loves to play with her dolls. Next time, we'll tell an exciting story about Lee and his family.

9) LET'S PRONOUNCE AGAIN

-at	bat, cat, fat, hat, mat, Matt, Nat, pat, Pat, rat, sat, tat, vat
-an	Ann, ban, can, Dan, fan, pan, ran, tan, van
-ad	bad, dad, fad, had, lad, mad, pad, sad, Tad
-and	and, band, hand, land, sand
-am	bam, Cam, dam, ham, jam, Pam, ram, Sam, yam
-ap	cap, gap, lap, map, nap, rap, sap, tap, yap, zap

10) LET'S WORSHIP

ALIVE FOR EVERMORE

(Revelation 1:18)

**Jesus you were dead.
Now you are ALIVE FOR EVERMORE.
We praise your Holy Name.**

11) LET'S SING

I AM SPECIAL SONG

(sing to the tune of Frere Jacques or Are You Sleeping?)

I am special (point to yourself)
I am special

Don't you see? (make binoculars with your fingers)
Don't you see?

Someone very special (hands out to the side, palms up)
Someone very special

'Cause God (point to heaven) **made me** (point to yourself)
God made me!

12) LET'S PRAY

Thank you, LORD, for this wonderful day.

**Thank you for the sun and the deep blue sky.
Thank you for the clouds so high.
Thank you for milk and rice
and everything so very nice.**

Thank you LORD!!

CHAPTER 2

1) LET'S PRAY

MY SHIELD IS GOD MOST HIGH

(7:10)

You protect me Lord Jesus
With you I am safe and unafraid!!

2) LET'S PRONOUNCE

Short e word sounds

- 1) – e – e – e – e – e – e – e –
- 2) - Ed – Ed – Ed – Ed – Ed – Ed – Ed –
- 3) – egg – egg – egg – egg – egg – egg – egg -
- 4) – end – end – end – end – end – end - end –
- 5) – send – send – send – send – send – send – send -
- 6) – e – e – e – e – e – e – e –
- 7) – red – red – red – red – red – red – red -
- 8) – bed – bed – bed – bed – bed – bed – bed -
- 9) – den – den – den – den – den – den – den -
- 10) – ten – ten – ten – ten – ten – ten – ten -
- 11) – wet – wet – wet – wet – wet – wet - wet -
- 12) – vet – vet – vet – vet – vet – vet – vet -

Odd **Short e** words

- 1) – said – said – said – said – said – said – said -
- 2) – says – says – says – says – says – says – says -
- 3) – friend – friend – friend – friend – friend – friend – friend -

3) LET'S RHYME

The “ -- AG” sound

AG – bag, gag, hag, lag, nag, rag, sag, tag, wag, brag, drag, flag, shag, snag, stag

Now, the teacher will say the number and you say the word.

1) ag	2) bag	3) gag	4) hag
5) lag	6) nag	7) rag	8) sag
9) tag	10) wag	11) brag	12) drag
13) flag	14) shag	15) snag	16) stag

Baa, baa, black sheep,
Have you any wool?
Yes sir, yes sir,
Three bags full.
One for my master,
One for my dame,
And one for the little boy
That lives down the lane.
Baa, baa, black sheep,
Have you any wool?
Yes sir, yes sir,
Three bags full.

4) LET'S SPELL

First, the teacher will spell any word below & you say the word.

Then, the teacher will say the word and you spell it.

[Teacher: depending on the level, they can “look and spell” or “not look”.]

bag, gag, hag, lag, nag, rag, sag, tag, wag, brag, drag, flag,
shag, snag, stag, Ed, egg, end, send, red, bed, den, ten, wet, vet,
said, says, friend

5) LET'S DO A TONGUE TWISTER:

great, gray goats graze

6) LET'S LEARN

a) Let's practice the alphabet.

The teacher will say a letter & you'll say a word that begins with that letter.
Then the teacher will make the "letter sound" and you'll repeat the sound.

**A, B, C, D, E, F, G,
H, I, J, K,
L, M, N, O, P,
Q, R, S, T, U, V,
W, X, Y, Z**

b) Let's learn the alphabet by saying animal names.

First, the teacher will say the letter. Then you will repeat.

Then the teacher will say the animal. Then you will say the animal too.

A – ant	I – insect	Q – quail	Y – yak
B – bear	J – jaguar	R – rat	Z - zebra
C – cat	K – kangaroo	S – snake	
D – dog	L – lion	T - turtle	
E – elephant	M – monkey	U - unicorn	
F – fish	N – night owl	V - vulture	
G – giraffe	O – ostrich	W - walrus	
H – hippo	P – pig	X – fox	

7) LET'S DESCRIBE

1. ants

These are small insects. They visit us at picnics. They bother us.

2. apartments

People live in these. They are very popular in the cities. They can be several stories high.

3. apes

These animals live in Africa. They're from the "monkey" family. They are also called "gorillas".

4. apple

This is a fruit. It grows on a tree. It is red and delicious.

5. Adam

He was the first man. He lived in the Garden of Eden. He married Eve.

8) LET'S READ

One morning Lee woke up early. Lee felt funny inside. He decided to go downstairs. His mom, dad, and sister were still asleep. Lee went to the kitchen and began to make cereal. He poured the cereal in a bowl. Then he started to pour the milk. The milk spilled all over the floor. Lee bent down to wipe up the milk. Then Lee heard a voice.

"Lee, what are you doing?" said his dad.

Lee felt very sad. "I'm making cereal," Lee said. Lee's dad bent down and helped Lee clean up the milk. Lee looked at his father. He knew he should have waited for his mother.

"Lee, did you pray this morning?" said Lee's father. Lee then realized that he had not prayed. He had started his day without praying to Jesus.

"No, I never," said Lee to his dad. His father looked at him and finished cleaning up the milk.

Then his dad said, "Let's pray right now, son." Lee smiled. He knew his dad had forgiven him. They bowed their heads and prayed.

9) LET'S PRONOUNCE AGAIN

-ag	bag, gag, hag, lag, nag, rag, sag, tag, wag
-as	as, has
-ab	cab, dab, gab, jab, lab, nab, tab
-al	Al, Cal, gal, Hal, pal, Sal, Val
-ass	gas, lass, mass, pass
-ax	ax, fax, lax, Max, sax, tax, wax
-azz	jazz, razz
-all	all, ball, call, fall, gall, hall, mall, small, tall, wall

10) LET'S WORSHIP

THE ALL, AND IN ALL

(Colossians 3:11)

**Jesus you are everything to me.
You are THE ALL, AND IN ALL.
I love you Jesus.**

11) LET'S SING

THE JESUS ACTION SONG

(sing to the tune of "HOKEY POKEY")

**Put your RIGHT hand in
Put your RIGHT hand out
Put your RIGHT hand in
And you shake it all about
If you give your heart to Jesus
He will turn your life around
That's what it's all about!!**

[Actions: left hand, right foot, left foot]

12) LET'S PRAY

Father God, thank you for your wonderful love.

**Thank you for how you please us
Thank you Lord, for your Son Jesus
Thank you for the sky and earth
Thank you for giving me new birth**

Thank you LORD!!

CHAPTER 3

1) LET'S PRAY

THE LORD IS KING FOR EVER AND EVER

(10:16)

I will come to the King
I will ask anything!!

2) LET'S PRONOUNCE

“Short i” word sounds

- 1) – i – i – i – i – i – i – i –
- 2) – in – in – in – in – in – in – in -
- 3) – win – win – win – win – win – win – win -
- 4) – if – if – if – if – if – if – if –
- 5) – it – it – it – it – it – it – it -
- 6) – fit – fit – fit – fit – fit – fit – fit -
- 7) – inn – inn – inn – inn – inn – inn – inn -
- 8) – ink – ink – ink – ink – ink – ink – ink -
- 9) – wig – wig – wig – wig – wig – wig – wig -
- 10) – fish – fish – fish – fish – fish – fish – fish -
- 11) – dish – dish – dish – dish – dish – dish – dish -
- 12) – pick – pick – pick – pick – pick – pick – pick -
- 13) – click – click – click – click – click – click – click -

Odd “Short i” words

- 1) – pretty – pretty – pretty – pretty – pretty – pretty – pretty -
- 2) – women – women – women – women – women – women –
- 3) – minute – minute – minute – minute – minute – minute – minute -

3) LET'S RHYME

The “ -- AM” sound

AM – am, bam, Cam, dam, ham, jam, lamb, Pam, ram, Sam, yam, clam, cram, gram, scam, slam, swam

Now, the teacher will say the number and you say the word.

- | | | | |
|----------|----------|----------|----------|
| 1) am | 2) bam | 3) Cam | 4) dam |
| 5) ham | 6) jam | 7) lamb | 8) Pam |
| 9) ram | 10) Sam | 11) yam | 12) clam |
| 13) cram | 14) gram | 15) scam | 16) slam |
| 17) swam | | | |

**She lays eggs for gentlemen;
Sometimes nine, sometimes ten;
Higgledy, piggledy, my black hen.**

4) LET'S SPELL

First, the teacher will spell any word below & you say the word.

Then, the teacher will say the word and you spell it.

[Teacher: depending on the level, they can “look and spell” or “not look”.]

am, bam, Cam, dam, ham, jam, lamb, Pam, ram, Sam, yam, clam, cram, gram, scam, slam, swam, in, win, if, it, fit, inn, fish, dish, pick, click, pretty, women, minute

5) LET'S DO A TONGUE TWISTER:

she said she should sit !!!!

6) LET'S LEARN

a) Let's practice making the "sounds of the letters".
First the teacher will make the "sound of the letter".
Then the student will repeat the sound.

	A	B	C	D	
E	F	G	H	I	
J	K	L	M		

b) Now, go into small groups.
With your team, make as many words as possible from one sound.

c) Finally, the teacher will say,
"I'm going to give you each a letter. You will write the letter on a large piece of paper. Then, you will walk around the room and ask, "Who am I?"
"What sound do I make?" "What words can you make with this sound?"

A	B	C	D
---	---	---	---

E	F	G	H	I
---	---	---	---	---

J	K	L	M
---	---	---	---

7) LET'S DESCRIBE

1. April

This month usually gets a lot of rain. It is the fourth month of the year. It is after March and before May.

2. Asia

People from China live here. Japan and Korea are countries here. It starts and ends with "a".

3. August

This is a Summer month. It is the eighth month of the year. It comes after July and before September.

4. aunt

This is a woman. It is your father or mother's sister. It is the opposite of "uncle".

5. Amen

This is said after a prayer. It means "Yes, this is true!" It also means, "Let it be so!"

8) LET'S READ -

Lee sat down at the kitchen table. He was hungry and wanted breakfast. His father asked him if he was hungry. Lee said that he was very hungry.

"Would you set the table?" asked Lee's dad.

"Yes, father," said Lee.

"Setting the table is being like Jesus," said Lee's dad. "Jesus was a servant. We want to learn to be servants too."

Lee wanted to be like Jesus. His father had told him how wonderful Jesus was. Lee went to the cupboard. Then he reached for a plate. All of a sudden there was a big "CRASH". Lee had dropped the plate on the floor. The plate was broken into many pieces. Lee looked at his father. Tears began to roll down Lee's cheeks. Was Lee's dad going to spank him for dropping the plate? Was Lee's dad going to scold him?

9) LET'S PRONOUNCE AGAIN

-axes	axes, faxes, taxes, waxes
-ixes	fixes, mixes, sixes
-asses	lasses, masses, passes, sasses
-isses	hisses, kisses, misses
-x's	fax's, Max's, tax's, mix's

10) LET'S WORSHIP

THE ALMIGHTY

(Revelation 1:8)

**Wonderful Lord Jesus, you are THE ALMIGHTY
Bless you Jesus!!!**

11) LET'S SING

GOD MADE ME

(sing to the tune of "LONDON BRIDGES")

**God made me and all of you
All of you,
All of you,
God made me and all of you.
He loves us!**

(Point to self and others when you say "me" and "you")
(Hug self at the end)

12) LET'S PRAY

**Father, help me to remember
that all good things
come from you,
And help me
always to be thankful.
In Jesus' name I pray.
Amen.**

CHAPTER 4

1) LET'S PRAY

IT IS GOOD TO PRAISE THE LORD

(92:1)

There's nothing better than praising you
You make my life all shiny and new!!!

2) LET'S PRONOUNCE

Short o word sounds

- 1) – o – o – o – o – o – o – o –
- 2) – dot – dot – dot – dot – dot – dot – dot –
- 3) – hot – hot – hot – hot – hot – hot – hot –
- 4) – dock – dock – dock – dock – dock – dock – dock –
- 5) – clock – clock – clock – clock – clock – clock – clock –
- 6) – log – log – log – log – log – log – log –
- 7) – frog – frog – frog – frog – frog – frog – frog –

Odd **Short o** words

- 1) – cough – cough – cough – cough – cough – cough – cough –
- 2) – John – John – John – John – John – John – John –
- 3) – astronaut – astronaut – astronaut – astronaut – astronaut –

3) LET'S RHYME

The “ -- AN” sound

AN – an, ban, can, Dan, fan, Jan, man, pan, ran, tan, van, Fran, plan, scan, span, Stan, than

Now, the teacher will say the number and you say the word.

1) an	2) ban	3) can	4) Dan
5) fan	6) Jan	7) man	8) pan
9) tan	10) van	11) Fran	12) plan
13) scan	14) span	15) Stan	16) than

**Roses are red,
Violets are blue;
Pinks are sweet,
And so are you!**

**Jesus will
And Jesus can
Help you more
Than any man!!!**

4) LET'S SPELL

First, the teacher will spell any word below & you say the word.

Then, the teacher will say the word and you spell it.

[Teacher: depending on the level, they can “look and spell” or “not look”.]

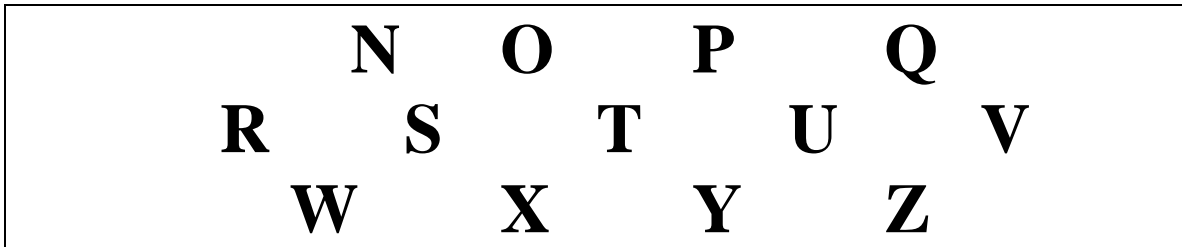
an, ban, can, Dan, fan, Jan, man, pan, ran, tan, van, Fran, plan, scan, span, Stan, than, dot, hot, dock, clock, log, frog, cough, John, astronaut

5) LET'S DO A TONGUE TWISTER:

busy buzzing bumble bees



6) LET'S LEARN

a) Let's practice making the "sounds of the letters".
First the teacher will make the "sound of the letter".
Then the student will repeat the sound.



b) Now, go into small groups.
With your team, make as many words as possible from one sound.

c) Finally, the teacher will say,
"I'm going to give you each a letter. You will write the letter on a large piece of paper. Then, you will walk around the room and ask, "Who am I?"
"What sound do I make?" "What words can you make with this sound?"



7) LET'S DESCRIBE

1. baby

It is a "little" person. It will cry and scream. It is fun to play with.

2. bag

We carry things in it. It can be paper or plastic. We bring it home from the grocery store.

3. bakers

These people use flour, sugar, eggs, etc. We love to eat what they make. They make cookies, cakes, and doughnuts.

4. ball

It comes in many shapes. It is usually round. We love to play with it. We play sports with it.

5. Abraham

He had a very strong faith in God. He married Sarah. He had a son called Isaac.

8) LET'S READ

Last time, Lee dropped a plate. Lee was worried that his dad would be mad. Lee looked up at his dad.

"That's okay Lee. Please try to be more careful," said Lee's dad.

Then Lee's dad got the broom and dust pan. Lee held the dust pan for his father. His father swept the broken plate into the dustpan. Lee began to wonder why his dad was so kind and gentle.

"Daddy," Lee said, "why didn't you get mad at me?"

"Son, Jesus lives in my heart. He gives me the power to be kind and gentle. He also helps me forgive," said Lee's dad. Lee thought that sounded great. Lee and his father then sat down for breakfast. Soon his mother and sister Erin came to the kitchen. Lee's mother walked up to Lee's dad and gave him a kiss. Then she walked over to Lee.

"Good morning Lee. Did you have a good sleep?" she said as she kissed his forehead.

"Yes, I did," Lee smiled.

Something told Lee it was going to be a great day!!!

9) LET'S PRONOUNCE AGAIN

-ans	cans, fans, pans, vans
-ads	dads, fads, lads, pads
-ams	hams, jams, rams, yams
-ands	bands, hands, lands, sands
-ags	bags, gags, lags, nags, rags, sags, tags, wags
-abs	gabs, jabs, nabs, tabs
-als	Al's, Cal's, gals, Hal's, pals, Sal's, Val's

10) LET'S WORSHIP

THE ALPHA AND OMEGA

(Revelation 1:8)

**Lord God, you are THE ALPHA AND OMEGA!!!
You are my beginning and my end.
I love you Jesus!**

11) LET'S SING

GOD MADE ME

(sing to the tune of "LONDON BRIDGES")

**God made me and all of you
All of you,
All of you,
God made me and all of you.
He loves us!**

(point to self and others when you say "me" and "you")
(hug self at the end)

**He made frogs and tadpoles too
Tadpoles too,
Tadpoles too,
He made frogs and tadpoles too
Ribbit! Ribbit! Ribbit!**
(hop around like frogs)

12) LET'S PRAY

**Dear Lord,
Help me to be good today.
Forgive me for the times
I do what I want.
Help me to do
what you want me to.
In Jesus Name I pray. Amen**

CHAPTER 5

1) LET'S PRAY

COME, LET US SING FOR JOY TO THE LORD

(95:1)

When I sing to you
I feel such joy!!
It is you dear Lord
that I enjoy!!

2) LET'S PRONOUNCE

“Short u” word sounds

- 1) – u – u – u – u – u – u – u –
- 2) – cut – cut – cut – cut – cut – cut – cut –
- 3) – but – but – but – but – but – but – but –
- 4) – hug – hug – hug – hug – hug – hug – hug –
- 5) – slug – slug – slug – slug – slug – slug – slug –
- 6) – duck – duck – duck – duck – duck – duck – duck –
- 7) – luck – luck – luck – luck – luck – luck – luck –
- 8) – truck – truck – truck – truck – truck – truck – truck –
- 9) – up – up – up – up – up – up – up –
- 10) – under – under – under – under – under – under – under –

Odd “Short u” words

- 1) – son – son – son – son – son – son – son – [sun]
- 2) – double – double – double – double – double – double – double –
- 3) – trouble – trouble – trouble – trouble – trouble – trouble – trouble –
- 4) – flood – flood – flood – flood – flood – flood – flood –

3) LET'S RHYME

The “ -- AP” sound

AP – cap, gap, lap, map, nap, rap, sap, tap, yap, chap, clap, flap, slap, snap, scrap, strap, trap, wrap

Now, the teacher will say the number and you say the word.

1) ap	2) cap	3) gap	4) lap	5) map
6) nap	7) rap	8) sap	9) tap	10) yap
11) chap	12) clap	13) flap	14) slap	15) snap
16) scrap	17) trap	18) wrap		

Hickory, dickory, dock,
The mouse ran up the clock;
The clock struck one,
The mouse ran down;
Hickory, dickory, dock.

Halle Halle lu
Jesus loves me and you
He died for you
He died for me
Halle Halle lu

4) LET'S SPELL

First, the teacher will spell any word below & you say the word.

Then, the teacher will say the word and you spell it.

[Teacher: depending on the level, they can “look and spell” or “not look”.]

AP – cap, gap, lap, map, nap, rap, sap, tap, yap, chap, clap, flap, slap, snap, scrap, strap, trap, wrap, cut, but, hug, slug, duck, luck, truck, up, under, son, double, trouble, flood

5) LET'S DO A TONGUE TWISTER:

they threw three thongs

6) LET'S LEARN

a) Let's practice making the "sounds of the letters".
First the teacher will make the "sound of the letter".
Then the student will repeat the sound.

	bl	br	ch	cl	
cr		chr	dr	fl	fr
	gl	gr	kl	kr	

b) Now let's play BINGO using the sounds. The students will "write" nine of the above sounds in the box. The teacher will say different sounds randomly. The first student to have ALL NINE boxes filled in - WINS!!

c) Finally, you can put the students in group to make as many words as they can with the different blends.

7) LET'S DESCRIBE

1. **banana**

This is a long, narrow fruit. This fruit grows in tropical areas. It's skin is yellow in color.

2. **bank**

People borrow money from this. You can put your money here. This has a manager, teller, and guard.

3. **barber**

This person "cuts" and "styles" men's hair. They also "shave" men's beards. They use scissors, combs, and brushes.

4. **baseball**

This is a popular summer sport. There are nine members on each team. It has a pitcher, catcher, bat, and bases.

5. **apostles**

These men talked about Jesus. These men helped Jesus. Jesus had 12 of these men.

8) LET'S READ

Lee and his family were now ready to eat breakfast. Lee's father asked Lee to pray. Lee shook his head and said "no". Lee's father asked him why he didn't want to pray.

"I don't know how. I'm scared, daddy," said Lee.

"Lee are you afraid to talk to me?" asked Lee's dad.

"No," said Lee. "You love me."

"Well, God loves you more than I ever could. God made you and He wants to talk to you. He also gave us everything we have. That is why we pray."

"You mean he gave me you?" said Lee.

"That's right," said Lee's dad.

"OK," said Lee. "I'll pray." Lee bowed his head. He looked at his mom and dad and his sister Erin. His mom and dad had their eyes closed. Erin looked at her mom. Then she bowed her head.

Lee started to pray, "God, thank you that you love me as much as dad and mom do. Thank you for my truck and my sister Erin. Thank you for forgiving me when I broke the plate. Amen." Lee looked up. Everyone was smiling. Lee knew this was going to be a special day.

9) LET'S PRONOUNCE AGAIN

-ed	bed, fed, led, Ned, red, Ted, wed
-eg	beg, egg, leg, peg
-ell	bell, cell, dell, fell, hell, Nell, quell, sell, tell, well, yell
-em	gem, hem, Lem, them
-en	Ben, den, hen, Jen, Ken, men, pen, ten, then, when, yen
-end	bend, lend, mend, send

10) LET'S WORSHIP

THE ALTOGETHER LOVELY

(Song of Songs 5:16)

**Lord Jesus, everything about you is Lovely.
You are ALTOGETHER LOVELY.
I will praise your name forever.**

11) LET'S SING

OH BE CAREFUL LITTLE EARS

**Oh, be careful little ears, what you hear
Oh, be careful little ears, what you hear
For the Father up above,
Is looking down in love,
So be careful little ears
what you hear.**

(touch your "ears" when you sing "ears")

12) LET'S PRAY

**Help me to be a blessing today.
As I sing, study, work, and play.
For those I meet help me to bless
With love and joy and happiness
In Jesus Name I pray.
Amen**

CHAPTER 6

1) LET'S PRAY

I LIFT UP MY EYES TO YOU

(123:1)

When I'm sad and blue
I lift my eyes up to you!!

2) LET'S PRONOUNCE

"P" word sounds

- 1) – p – p – p – p – p – p – p -
- 2) – pa – pa – pa – pa – pa – pa – pa -
- 3) – pat – pat – pat – pat – pat – pat – pat -
- 4) – pet – pet – pet – pet – pet – pet – pet -
- 5) – tap – tap – tap – tap – tap – tap – tap -
- 6) – top – top – top – top – top – top – top -
- 7) – ape – ape – ape – ape – ape – ape – ape -
- 8) – tape – tape – tape – tape – tape – tape – tape -

Odd **"P"** words

- 1) – phone – phone – phone – phone – phone – phone – phone -
- 2) – phase – phase – phase – phase – phase – phase – phase -

Silent **"P"** sounds

- 1) pneumonia – pneumonia – pneumonia -
- 2) psychology – psychology – psychology -
- 3) pterodactyl – pterodactyl – pterodactyl -

3) LET'S RHYME

The “ -- AT” sound

AT – at, bat, cat, fat, hat, mat, pat, rat, sat, brat, chat, drat, flat, gnat, scat, that

Now, the teacher will say the number and you say the word.

1) at	2) bat	3) cat	4) fat
5) hat	6) mat	7) pat	8) rat
9) sat	10) brat	11) chat	12) drat
13) flat	14) gnat	15) scat	16) that

Humpty Dumpty sat on a wall
Humpty Dumpty had a great fall
All the King's horses And all the King's men
Couldn't put Humpty together again.

Jesus, Jesus you're my King
I love you more than anything
Everything else here on earth
Can not compare to the new birth

4) LET'S SPELL

First, the teacher will spell any word below & you say the word.

Then, the teacher will say the word and you spell it.

[Teacher: depending on the level, they can “look and spell” or “not look”.]

at, bat, cat, fat, hat, mat, pat, rat, sat, brat, chat, drat, flat, gnat, scat, that, pet, tap, top, ape, tape, phone, phase, pneumonia, psychology, pterodactyl

5) LET'S DO A TONGUE TWISTER:

she sees six cheese sticks

6) LET'S LEARN

a) Let's practice making the "sounds of the letters".
First the teacher will make the "sound of the letter".
Then the student will repeat the sound.

	ph	pl	pn	pr	
qu	rh	sc	sh	sk	
sl	sm	sn	sp		

b) Now let's play BINGO using the sounds. The students will "write" nine of the above sounds in the box. The teacher will say different sounds randomly. The first student to have ALL NINE boxes filled in - WINS!!

c) Finally, you can put the students in group to make as many words as they can with the different blends.

7) LET'S DESCRIBE

1. Basketball

This is a five player team sport. It is played on a court. The ball used is the same name as the sport.

2. Bathrooms

We also wash our face and comb our hair here. Sometimes we "shower" here. We take a bath here.

3. Bathtub

People wash themselves in this. It is found in the bathroom. People use this instead of a shower.

4. Beach

There is lots of "sand" here. We can play here. This place is very fun in the summer.

5. Alleluiah

Christians say this word. It is a word to praise God.

8) LET'S READ

Lee had just finished praying before breakfast. Lee looked at the toast in front of him. "Mommy, I don't want toast. I want pancakes,"

"I love pancakes too," said Lee's mother. "But we had them yesterday. Today we are going to try something different."

"But I want pancakes," said Lee. "I could eat pancakes everyday."

"But God has given so many different things to eat. He has given us pancakes, toast, cereal, French toast, waffles, and so on. Isn't it great!! We can have so many different things to eat. In that way, we don't get tired of eating the same thing everyday," explained Lee's mom.

Lee started to think. He thought about all the different food he liked. He thought about ice cream, pizza, candy, hamburgers, and hot dogs. Then he asked his father, "Dad did God give us hamburgers too?"

"He sure did," said Lee's dad. "He has given us so much to enjoy. He's a wonderful God."

"He sure is," said Lee. He wondered what else God would give him today.

9) LET'S PRONOUNCE AGAIN

-ep	pep, yep, step
-ess	Bess, bless, dress, Jess, less, mess, press, stress
-et	bet, get, jet, let, met, net, pet, set, vet, wet, yet
-ex	Rex, Tex, vex
-ex's	Rex's, Tex's
-exes	sexes, vexes
-esses	blessees, dresses, messes, presses, stresses, tresses

10) LET'S WORSHIP

THE BEGINNING AND THE ENDING

(Revelation 1:8)

**Jesus everything starts and ends with you.
You are THE BEGINNING AND THE ENDING.**

11) LET'S SING

OH BE CAREFUL LITTLE EARS

**Oh, be careful little ears, what you hear
Oh, be careful little ears, what you hear
For the Father up above,
Is looking down in love,
So be careful little ears
what you hear.**

(touch your "ears" when you sing "ears")

**Oh, be careful little eyes, what you see
Oh, be careful little eyes, what you see
For the Father up above,
Is looking down in love,
So be careful little eyes
what you see.**

(touch your "eyes" when you sing "eyes")

12) LET'S PRAY

GREATER THAN

**Jesus is greater than stars so bright
Jesus is greater than the moon at night
Jesus is greater than birds that sing
Jesus is greater than everything.**

CHAPTER 7

1) LET'S PRAY

KEEP ME SAFE, O GOD

(16:1)

You are my strength and my rod
You keep me safe, O God

2) LET'S PRONOUNCE

N word sounds

- 1) – n – n – n – n – n – n – n –
- 2) – net – net – net – net – net – net – net
- 3) – nap – nap – nap – nap – nap – nap – nap –
- 4) – can – can – can – can – can – can – can –
- 5) – fan – fan – fan – fan – fan – fan – fan –
- 6) – ant – ant – ant – ant – ant – ant – ant –

Some words with the second **N** silent

- 1) – Ann – Ann – Ann – Ann – Ann – Ann – Ann –
- 2) – dinner – dinner – dinner – dinner – dinner – dinner – dinner –

A word with the **N** silent

- 1) – hym**mn** – hymn – hymn – hymn – hymn – hymn – hymn –

In **PN** **GN** **KN** the **P**, **G**, **K** are silent

- 1) – pneumonia – pneumonia – pneumonia – pneumonia –
- 2) – gnat – gnat – gnat – gnat – gnat – gnat – gnat –
- 3) – gnaw – gnaw – gnaw – gnaw – gnaw – gnaw – gnaw –
- 4) – know – know – know – know – know – know – know –
- 5) – kneel – kneel – kneel – kneel – kneel – kneel – kneel –

3) LET'S RHYME

The “ -- AW” sound

AW – jaw, law, paw, raw, saw, claw, draw, flaw, gnaw, straw, thaw

Now, the teacher will say the number and you say the word.

1) jaw	2) law	3) paw	4) raw
5) saw	6) claw	7) draw	8) flaw
9) gnaw	10) straw	11) thaw	

**Jack be nimble,
Jack be quick;
Jack jump over
The candlestick.**

**God is good
God is great
To church I go
And won't be late.**

4) LET'S SPELL

First, the teacher will spell any word below & you say the word.

Then, the teacher will say the word and you spell it.

[Teacher: depending on the level, they can “look and spell” or “not look”.]

jaw, law, paw, raw, saw, claw, draw, flaw, gnaw, straw, thaw, net, nap,
can, fan, ant, Ann, dinner, hymn, pneumonia, gnat, know, kneel

5) LET'S DO A TONGUE TWISTER:

A real rare whale

6) LET'S LEARN

a) Let's practice making the "sounds of the letters".
First the teacher will make the "sound of the letter".
Then the student will repeat the sound.

st		sw		scr	
shr	spr	str	th	tr	
tw	thr	wh	wr		

b) Now, go into small groups.
With your team, make as many words as possible from one sound.

c) Then, the teacher will say,
"I'm going to give you each a "blend". You will write the "blend" on a large piece of paper. Then, you will walk around the room and ask, "Who am I?"
"What sound do I make?" "What words can you make with this sound?"

st	sw	scr
----	----	-----

shr	spr	str	th	tr
-----	-----	-----	----	----

tw	thr	wh	wr
----	-----	----	----

7) LET'S DESCRIBE

1. **bed**

This has four legs. It is a piece of furniture. We sleep on this at night.

2. **bees**

These are insects. They make a "buzzing" sound. They love to be around flowers and make honey.

3. **beige**

This is a color. It is a very light color. It is also called "natural".

4. **bird**

This animal makes a "chirping" sound. It can usually fly. It's wonderful to watch "soaring" in the air.

5. **altar**

Were used to worship at in the O.T. Made of rocks, wood, or metal. Gifts for God were brought to these.

8) LET'S READ

Lee and his family were eating breakfast. Lee looked at his sister Erin. He wondered why she was here. "Dad," said Lee, "where did Erin come from?"

"From God," said Lee's dad. "God gave her to us. She is a very special part of our family. And so are you."

"Did God really give her to us?" Lee asked.

"He sure did," said Lee's dad. "But God used your mommy and I also. God filled our hearts with His love. Then we made you and Erin. It is a very special thing."

"Wow," said Lee happily, "that is why we are a family. God made me and Erin. And God put love in your hearts to make us. That is special."

"Very special," said Lee's mom. "And God gives us love each day. He gives us love to care for each other. That is what family is all about. Caring for each other."

"I love you mommy and daddy," said Lee. "And I love Erin too."

"We love you too Lee," said Lee's dad.

"And we love Erin too," said Lee's mom.

Lee's heart seemed to fill up like a balloon. It was a warm, wonderful feeling inside of him. He knew it was the love of God in his heart. This day was getting better all the time.

9) LET'S PRONOUNCE AGAIN

-ib	bib, fib, rib	-id	bid, did, hid, kid, lid, rid, Sid
-if	Biff, if, riff, tiff	-ig	big, dig, fig, gig, jig, pig, rig, wig
-ill	bill, dill, fill, gill, hill, ill, Jill, kill, Lil, mill, pill, quill, sill, till, will		
-im	dim, him, Jim, rim, Tim		

10) LET'S WORSHIP

THE BLESSED HOPE

(Titus 2:13)

**Jesus my hope is that you are taking me home to heaven.
You are THE BLESSED HOPE.**

11) LET'S SING

GOD IN HEAVEN MADE THE EARTH

(To the tune of "Old Macdonald Had a Farm")

**God in heaven made the earth
Halle Halle lujah
and on the earth he made a cow
Halle Halle lujah
With a "moo moo" here and a "moo moo" there
Here a "moo" there a "moo" everywhere a "moo moo"
God in heaven made the earth
Halle Halle lujah**

(so on and so on with different animals such as sheep, donkey, dog, cat, etc.)

12) LET'S PRAY

GREATER THAN

**Jesus is greater than stars so bright
Jesus is greater than the moon at night
Jesus is greater than birds that sing
Jesus is greater than everything.**

**Jesus is greater than the sun
Jesus is greater than anyone
Jesus is greater than flowers and trees
Jesus is greater than birds and bees**

CHAPTER 8

1) LET'S PRAY

HEAR MY PRAYER, O LORD

(39:12)

Lord, you are always there
Lord, you always hear my prayer

2) LET'S PRONOUNCE

R word sounds

- 1) – r – r – r – r – r – r – r –
- 2) – rat – rat – rat – rat – rat – rat – rat –
- 3) – raw – raw – raw – raw – raw – raw – raw –
- 4) – ring – ring – ring – ring – ring – ring – ring –
- 5) – race – race – race – race – race – race – race –
- 6) – rocket – rocket – rocket – rocket – rocket – rocket – rocket –
- 7) – jar – jar – jar – jar – jar – jar – jar –
- 8) – car – car – car – car – car – car – car –
- 9) – erase – erase – erase – erase – erase – erase – erase –

Some words with the second **R** silent

- 1) – arrest – arrest – arrest – arrest – arrest – arrest – arrest –
- 2) – error – error – error – error – error – error – error –

R word sounds using “wr”

- 1) – write – write – write – write – write – write – write –
- 2) – wrist – wrist – wrist – wrist – wrist – wrist – wrist –

Uncommon **R** sounding words

- 1) – **rhyme** – rhyme – rhyme – rhyme – rhyme – rhyme – rhyme –
- 2) – **corps** – corps – corps – corps – corps – corps – corps – [corps - core]
- 3) – **mortgage** – mortgage – mortgage – mortgage – mortgage – mortgage – mortgage –
- 4) – **colonel** – colonel – colonel – colonel – colonel – colonel – colonel –

3) LET'S RHYME

The “ -- AX” sound

AX – ax, axe, backs, fax, hacks, jacks, lacks, lax, Max, packs, racks, sacks, sax, tacks, tax, wax, blacks, cracks, flax, flacks, shacks, slacks, smacks, snacks, stacks, tracks

Now, the teacher will say the number and you say the word.

1) ax	2) axe	3) backs	4) fax	5) hacks
6) jacks	7) lacks	8) lax	9) Max	10) packs
11) racks	12) sacks	13) sax	14) tacks	15) tax
16) wax	17) blacks	18) cracks	19) flacks	20) flax
21) shacks	22) slacks	23) smacks	24) snacks	25) stacks
26) tracks				

Little Bo-peep has lost her sheep,
And doesn't know where to find them;
Leave them alone, and they'll come home,
Wagging their tails behind them.

I saw Christ weep for His lost sheep,
And saints to go and find them.
He won't leave them alone, He'll weep and moan
And then go out to find them.

4) LET'S SPELL

First, the teacher will spell any word below & you say the word.

Then, the teacher will say the word and you spell it.

[Teacher: depending on the level, they can “look and spell” or “not look”.]

ax, axe, backs, fax, hacks, jacks, lacks, lax, Max, packs, racks, sacks, sax, tacks, tax, wax, blacks, cracks, flax, flacks, shacks, slacks, smacks, snacks, stacks, tracks, rat, raw, ring, race, rocket, jar, car, erase, arrest, error, write, wrist, rhyme, corps, mortgage, colonel

5) LET'S DO A TONGUE TWISTER:

silly sheep weep and sleep

6) LET'S LEARN

a) The teacher will say the "initial sound" below. Then the teacher will say the three words in the box. The student will say which word doesn't begin with that sound. [Teacher: they can also say the 2 words with the same sound]

A ANT - APPLE - OWL	B BOY - DOG - BIG	C RING - CAT - CUB	D DIG - BIG - DOOR
E EGG - EAT - ILL	F FOG - FIG - VINE	G GO - GIRL - COME	H HIM - MY - HER
I IN - ILL - OUT	J JUST - GUESS - JOE	K GIRL - KING - KITE	L LOVE - LORD - JESUS
M NOW - MOM - MOVE	N MOST - NOW - NEXT	O UNDER - OLD - ODD	P PIG - WIG - POND
Q QUIT - KIT - QUILL	R YES - RING - RISE	S SONG - SING - FOG	T LION - TIGER - TWO
U US - ADD - UNDER	V VIOLIN - VINE - FLY	W WEST - WISE - HIS	X* FOX - BOX - XRAY
Y JET - YES - YELL	Z SEE - ZOO - ZEAL	BL BLUE - BLEND - BROW	BR BROW - BRAN - BLUE
CH CHUM - CHEW - CLUE	CL CHESS - CLUE - GLUE	CR GROW - CRY - CROW	CHR CHRIST - CRY - CHRISTIAN
DR DRY - DOOR - DRAW	FL FLY - FOG - FLEW	FR FOG - FRY - FROG	GL GROW - GLUE - GLOW
GR GROW - GREW - GLUE	KL KIWI - KLEENEX - KLUTZ	KR KRILL - KRONA - KIWI	PH PLAY - PHONE - PHOTO
PL PHOTO - PLAY - PLAN	PN PNEUMATIC - PNEUMONIA - FLY	PR PLAY - PRAY - PRAISE	QU QUIT - QUAIL - CRY
RH RHUBARB - RHINO - I	SC SCARE - SLY - SCARF	SH SHOT - SHOUT - SEE	SK SKI - SOFT - SKY
SL SPY - SLY - SLEEP	SM SO - SMELL - SMILE	SN SEE - SNOW - SNAIL	SP SOUL - SPOOL - SPY
ST STEAL - STEAM - SO	SW SWING - I - SWEET	SCR SCREW - SCREAM - SHE	SHR SHRUB - SHRED - SHOW
SPR SPRAY - SPRING - TO	STR SOB - STRIP - STRAY	TH THAT - THE - TREE	TR THE - TREE - TRUST
TW TWIG - TWIN - TRY	THR THREE - THREW - NO	WH WHAT - WHY - WOE	WR WRAP - REST - WREN

7) LET'S DESCRIBE

1. blue

We feel this when we are sad. It is the color of the ocean. It is the color of the sky.

2. boat

This is a fun vehicle to ride in. It is used on the water. People use this to water ski, fish, and for fun.

3. bones

All animals and humans have these. They sometimes break. Dogs chew on these.

4. books

These come in many shapes and sizes. They can be read for fun or to learn with. They are enjoyable to read.

5. church

It is called "Christ's Body. Jesus is the head of this. This is made up of born again believers of Jesus.

8) LET'S READ

Lee and his family were talking at the breakfast table. Lee decided to run to his bedroom. He wanted his toy.

"Where are you going?" his mother asked.

"To my bedroom," Lee replied. "I want my toy."

"Lee, said his mother, "please come back now. This is not play time. This is when we sit together as a family."

Lee came back to the table. "I'm sorry," he said. "I wanted my toy."

"Lee, your mother is right," said Lee's dad. "This is where we talk about our day. Jesus has a special plan for our day. What are you going to do Lee?"

"I'm going to go to the playground," said Lee. "I'm going to play with my friends."

"That sounds great," said his mom. "But first, we've got to clean the house. Every Saturday morning we clean the house as a family. So right after breakfast we'll have family worship. Then we'll clean the house. Then you can go out and play this morning."

"OK mommy," said Lee. Lee loved to play with his friends. And he knew that his mother wanted everyone to help her. Maybe cleaning the house wasn't going to be all that bad.

9) LET'S PRONOUNCE AGAIN

-ibs	bibs, dibs, fibs, ribs	-ids	bids, kids, lids, rids
-igs	digs, figs, pigs, wigs		
-ills	bills, fills, hills, kills, mills, pills, quills, tills		
-ims	Jim's, Kim's, rims, Tim's	-ins	bins, fins, pins, sins, tins, wins

10) LET'S WORSHIP

THE BREAD OF LIFE

(John 6:35)

**Lord you feed me and fill me up with you.
You are THE BREAD OF LIFE.**

11) LET'S SING

GOD IN HEAVEN MADE THE EARTH

(To the tune of "Old Macdonald Had a Farm")

**God in heaven made the earth
Halle Halle lujah
and on the earth he made a cow
Halle Halle lujah
With a "moo moo" here and a "moo moo" there
Here a "moo" there a "moo" everywhere a "moo moo"
God in heaven made the earth
Halle Halle lujah**

**God in heaven made the earth
Halle Halle lujah
and on the earth he made a dog
Halle Halle lujah
With a "bow wow" here and a "bow wow" there
Here a "bow" there a "bow" everywhere a "bow wow"
God in heaven made the earth
Halle Halle lujah**

(so on and so on with different animals such as sheep, donkey, dog, cat, etc.)

12) LET'S PRAY

**Thank you for my heart so glad.
Thank you for my mom and dad.
Thank you for cereal and toast.
Jesus you're the very most.**

CHAPTER 9

1) LET'S PRAY

PRAISE BE TO THE LORD

(28:6)

I praise you for your goodness
I will praise you forever and ever!!

2) LET'S PRONOUNCE

“D” word sounds

- 1) – d – d – d – d – d – d – d –
- 2) – do – do – do – do – do – do – do –
- 3) – desk – desk – desk – desk – desk – desk – desk –
- 4) – bed – bed – bed – bed – bed – bed – bed –
- 5) – red – red – red – red – red – red – red –
- 6) – reading – reading – reading – reading – reading – reading –

Some words with one “D” silent

- 1) – middle – middle – middle – middle – middle – middle – middle –
- 2) – riddle – riddle – riddle – riddle – riddle – riddle – riddle –
- 3) – fiddle – fiddle – fiddle – fiddle – fiddle – fiddle – fiddle –

“D” words that can be pronounced “t”

- 1) – tipped – tipped – tipped – tipped – tipped – tipped – tipped –
- 2) – mopped – mopped – mopped – mopped – mopped – mopped – mopped –
- 3) – hoped – hoped – hoped – hoped – hoped – hoped – hoped –

Other “D” sounding words

- 1) – voted – voted – voted – voted – voted – voted – voted –
- 2) – water – water – water – water – water – water – water –
- 3) – butter – butter – butter – butter – butter – butter – butter –
- 4) – should – should – should – should – should – should – should –
- 5) – would – would – would – would – would – would – would –
- 6) – wanted – wanted – wanted – wanted – wanted – wanted – [“t” can be silent]

3) LET'S RHYME

The “ -- AY” sound

AY – bay, day, Fay, gay, hay, Jay, Kay, lay, May, may, pay, Ray, ray, say, way, clay, gray, play, pray, slay, stay, sway, spray, stray, they, tray

Now, the teacher will say the number and you say the word.

1) bay	2) day	3) Fay	4) gay
5) hay	6) Jay	7) Kay	8) lay
9) May	10) may	11) pay	12) Ray
13) ray	14) say	15) way	16) clay
17) gray	18) play	19) pray	20) slay
21) stay	22) sway	23) spray	24) stray
25) they	26) tray	27) someday	28) today

God's Way

**We love to do things God's way
Some people go to church to play
We love to go to church and pray
We love to do things God's way.**

**Fay, Jay, Kay, May, and Ray
Went to church one sunny day.
Fay and Jay just wanted to play.
Kay wanted to go. May wanted to stay.
But Ray wanted to stay today and pray.
Ray loved to do things God's way.**

4) LET'S SPELL

First, the teacher will spell any word below & you say the word.

Then, the teacher will say the word and you spell it.

[Teacher: depending on the level, they can “look and spell” or “not look”.]

bay, day, Fay, gay, hay, Jay, Kay, lay, May, may, pay, Ray, ray, say, way, clay, gray, play, pray, slay, stay, sway, spray, stray, they, tray, someday, today, do, desk, bed, red, reading, middle, riddle, fiddle, tipped, mopped, hoped, voted, water, butter, should, would, wanted

5) LET'S DO A TONGUE TWISTER:

he threw three free throws

6) LET'S LEARN

a) The teacher will say one of the words in the boxes below. The students will close this book and try to write as many rhymes as they can.

[Teacher (other words): had, rat, man, fall, ten, red, big, fill, hop, dog, bug, sun]

-at	bat, cat, fat, hat, mat, Matt, Nat, pat, Pat, rat, sat, tat, vat
-an	Ann, ban, can, Dan, fan, pan, ran, tan, van
-ad	bad, dad, fad, had, lad, mad, pad, sad, Tad
-and	and, band, hand, land, sand
-am	bam, Cam, dam, ham, jam, Pam, ram, Sam, yam
-ap	cap, gap, lap, map, nap, rap, sap, tap, yap, zap

b) Now, the teacher will say a word below & students will write or say a rhyme.

RHYMES FOR TEACHER: Dad-sad, bag-flag, ham-swam, can-fan, cap-map, bat-flat, raw-flaw, draw-straw, tax-wax, pray-stay, shed-sled, leg-peg, gem-hem, then-when, debt-fret, crew-flew, rid-skid, rig-wig, hymn-swim, grin-skin, grip-skip, cure-were, is-his, mitt-skit, job-knob, God-rod, dog-hog, on-Don, cop-stop, shot-spot, chow-plow

c) Let's play "rhyming body parts. The teacher will say one of the words below. The student will try to say the "body part" that rhymes with the word.

[Teacher: You can also point to your "nose" and have say "rose"]

deer - ear, go - toe, bye - eye, bear - hair, peek - cheek,
pail - nail, gum - thumb, deck - neck, fin - chin, farm - arm,
sack - back, put - foot, see - knee, band - hand, feel - heel,
rose - nose, bed - head, grow - elbow, linger - finger

7) LET'S DESCRIBE

1. black

This is a color. It is the opposite of "white". This is the color of the sky at night.

2. boots

These go on our feet. They go overtop of our socks. They protect our feet.

3. bottle

This can be made of plastic or glass. It comes in many shapes and sizes. We sometimes drink out of it.

4. bowl

We sometimes use this at our meals. It holds liquids like soup, milk for cereal, etc. It's deeper than plates.

5. box

This can be made of many different materials. It is square. You put things in this.

6. bless

This is to make someone happy. God _ _ _ _ _ you.

8) LET'S READ

After breakfast, it was time to clear the table. Lee took his dishes to the sink. Then he put the milk in the fridge. Next, he put the cereal in the cupboard. This was his job. He didn't always like his job. But his father told him he needed to be responsible. Lee wasn't sure what responsible meant but he felt good helping his mom.

Then, Lee went upstairs. His mom helped him make his bed. Then Lee went to the bathroom. Lee washed his hands and face. Next, he brushed his teeth. Then he watched his mom help Erin. Erin didn't like having her face washed. She would always fight with her mother. Lee thought Erin was cute. He loved having a baby sister. She was so cute.

Lee remembered when mom brought Erin home from the hospital. She was just a baby then. At first Lee was jealous. Erin got all the attention. Then Lee understood that babies need to be cared for. His mother had to change her diapers, bath her, feed her, and put her to sleep. That was a special time in Lee's life. He loved to watch his mother. He also loved to play with Erin. He would tickle her. Then he would kiss her all over. Those were good times. Lee was thankful because God had given him a little sister.

9) LET'S PRONOUNCE AGAIN

-in	bin, din, fin, kin, pin, sin, tin, thin, win	
-ip	dip, hip, lip, nip, quip, rip, sip, tip, yip, zip	
-iss	hiss, kiss, miss, this	
-it	bit, fit, hit, kit, lit, mitt, pit, quit, sit, wit, it	-ix fix, mix, nix, six

10) LET'S WORSHIP

CHRIST

(Matthew 1:16)

**Jesus you are the promised Messiah
Lord you are CHRIST**

11) LET'S SING

THREE WISE MEN

(To the tune of "Three Blind Mice")

**Three wise men, three wise men
Following a star, Traveling a far,
They found Jesus in Bethlehem
They fell on their knees to worship him
Have you ever seen a Child like him
Three wise men, three wise men**

12) LET'S PRAY

**Father God I want to go to church today
Father God I want to sing, dance, and pray
You sent your Son to die one day
For the penalty of my sins to pay
I will love you each and every day
In Jesus name I pray.
Amen**

CHAPTER 10

1) LET'S PRAY

PRAISE BE TO THE LORD FOREVER

(89:52)

Forever and ever I will praise you
For the great things that you do!!!!

2) LET'S PRONOUNCE

M word sounds

- 1) – m – m – m – m – m – m – m –
- 2) – map – map – map – map – map – map – map –
- 3) – man – man – man – man – man – man – man –
- 4) – mother – mother – mother – mother – mother – mother –
- 5) – Monday – Monday – Monday – Monday – Monday – Monday –
- 6) – ham – ham – ham – ham – ham – ham – ham –
- 7) – him – him – him – him – him – him – him –
- 8) – number – number – number – number – number – number –
- 9) – lumber – lumber – lumber – lumber – lumber – lumber –

Some words with one **M** silent

- 1) – hammer – hammer – hammer – hammer – hammer – hammer –
- 2) – summer – summer – summer – summer – summer – summer –

Other **M** sounding words

- 1) – **hymn** – hymn – hymn – hymn – hymn – hymn – hymn –
- 2) – **lamb** – lamb – lamb – lamb – lamb – lamb – lamb –

3) LET'S RHYME

The “ -- ED” sound

ED – bed, dead, fed, head, Jed, lead, led, Ned, red, said, Ted, wed, bled, bread, dread, fled, Fred, pled, plead, shed, sled, sped, stead, shred, spread, tread, thread

Now, the teacher will say the number and you say the word.

1) bed	2) dead	3) Ed	4) fed
5) head	6) Jed	7) led	8) lead
9) Ned	10) red	11) said	12) Ted
13) wed	14) bled	15) bread	16) dread
17) fled	18) Fred	19) plead	20) pled
21) shed	22) sled	23) sped	24) stead
25) shred	26) spread	27) tread	28) thread

**Of the church He is the Head
Of our life He is the Bread
On the cross for me He bled
Without Him I'd still be dead
So by Him I will be led**

4) LET'S SPELL

First, the teacher will spell any word below & you say the word.

Then, the teacher will say the word and you spell it.

[Teacher: depending on the level, they can “look and spell” or “not look”.]

bed, dead, Ed, fed, head, Jed, lead, led, Ned, red, said, Ted, wed, bled, bread, dread, fled, Fred, pled, plead, shed, sled, sped, stead, shred, spread, tread, thread, map, man, mother, Monday, ham, him, number, lumber, hammer, summer, hymn, lamb

5) LET'S DO A TONGUE TWISTER:

the queen in green screamed

6) LET'S LEARN

Let's make words from different letters of a word.

a) Let's look at the letters "a - p - t".

Now, can you see by "using these 3 letters" you can make these words:

(a, at, pa, tap, pat, Pat, apt)

b) Now, try to make words using the letters from "a - r - t":

(a, at, rat, tar, art)

c) Next, try to make words using the letters from the word "a - n - t":

(a, an, ant, tan, at)

d) Now, try to make words using the word "a - u - n - t":

e) Now, let's think of other words to make words with:

7) LET'S DESCRIBE

1. boys

These young people love to play sports. They are the opposite of girls. They grow up to be men.

2. bread

This food can be eaten anytime. You can put jam or peanut butter on this. You can make "toast" with this.

3. breakfast

This is the first meal of the day. We usually eat cereal, toast, eggs, etc. We eat this in the morning.

4. brothers

Girls and boys can have one of these. They are the opposite of "sisters." It rhymes with "mothers".

5. brown

This color rhymes with "clown". Chocolate is this color. Many people's eyes are this dark color.

6. Calvary

This is outside Jerusalem. It is where Jesus died on the cross.

8) LET'S READ

Lee was getting ready for his day. Lee had just washed and brushed his teeth. Now he went to his bedroom. On his bed were his clothes for the day. He put on his underwear. Then he put on his socks. Next, he put on his pants. Then he put on his long sleeve shirt. He then went to the mirror. Something was wrong. Lee didn't like how he looked.

"What's the matter?" his mom said.

"Mom am I ugly?" said Lee quietly and sadly.

"Lee, nobody is ugly. God does not make ugly people. He makes beautiful people," said his mom.

"But my friend George is ugly," said Lee.

"Lee, nobody is ugly. You see, people look at the outside. But God looks at the heart. God sees some hearts full of bad things. That is ugly to God. But God sees some hearts full of good things. That is beautiful to God."

"So nobody is ugly on the outside to God?" said Lee.

"That's right," said Lee's mom. "And we should see people how God does. God loves everyone. And we should love everyone."

Lee thought that was neat. God loved everyone. He is a good God.

9) LET'S PRONOUNCE AGAIN

-og	bog, cog, dog, fog, hog, jog, log		
-ob	Bob, cob, gob, job, lob, mob, rob, sob		
-od	cod, God, nod, odd, pod, rod, sod, Todd		
-off	off	-oll	doll, loll
-om	mom, pom, Tom	-on	con, Don, Jon, Ron
-op	bop, cop, hop, lop, mop, pop, sop, top		
-ot	cot, dot, Dot, got, hot, jot, lot, pot, tot	-ox	box, fox, lox, pox

10) LET'S WORSHIP

CHRIST COME IN THE FLESH

(1 John 4:2)

**Jesus you came to earth as a man.
You are CHRIST COME IN THE FLESH.**

11) LET'S SING

OUR LORD GOD

(To the tune of "Three Blind Mice")

**Our Lord God, Our Lord God
On the cross He bled, On the cross he bled
But death could not keep Him down
He rose from the grave and took His crown
Our Lord God, Our Lord God**

12) LET'S PRAY

**They spit in your face and hit your head
Lord, on the cross you died and bled
Lord from your life I am daily fed
Thank you Lord, forever we're wed.
Amen**

CHAPTER 11

1) LET'S PRAY

I WILL EXALT YOU, O LORD

(30:1)

I will lift you up as my Lord
I will exalt you my God

2) LET'S PRONOUNCE

F word sounds

- 1) – f – f – f – f – f – f – f -
- 2) – fat – fat – fat – fat – fat – fat – fat –
- 3) – fig – fig – fig – fig – fig – fig – fig –
- 4) – if – if – if – if – if – if – if –
- 5) – of – of – of – of – of – of – of –
- 6) – after – after – after – after – after – after – after –

Some words with one **F** silent

- 1) – off – off – off – off – off – off – off -
- 2) – offer – offer – offer – offer – offer – offer – offer -

The **F** sound in the letters **ph** and **gh**

- 1) – phone – phone – phone – phone – phone – phone – phone -
- 2) – graph – graph – graph – graph – graph – graph – graph -
- 3) – enough – enough – enough – enough – enough – enough –
- 4) – rough – rough – rough – rough – rough – rough – rough -
- 5) – tough – tough – tough – tough – tough – tough – tough -

The **gh** letters are silent here with a Long Vowel **i**

- 1) – fight – fight – fight – fight – fight – fight – fight -

3) LET'S RHYME

The “ -- EN” sound

EN - Ben, den, hen, Jen, Ken, Len, men, pen, ten, yen, Glen, then, when, wren

Now, the teacher will say the number and you say the word.

1) Ben	2) den	3) hen	4) Jen
5) Ken	6) Len	7) men	8) pen
9) ten	10) yen	11) Glen	12) then
13) when	14) wren		

**You find milk,
and I'll find flour,
And we'll have pudding
in half an hour.**

**He made a cow
He made a flower
He made us all
With his power**

4) LET'S SPELL

First, the teacher will spell any word below & you say the word.

Then, the teacher will say the word and you spell it.

[Teacher: depending on the level, they can “look and spell” or “not look”.]

**Ben, den, hen, Jen, Ken, Len, men, pen, ten, yen, Glen, then,
when, wren, fat, pig, if, of, after, off, offer, phone, graph,
enough, rough, tough, fight**

5) LET'S DO A TONGUE TWISTER:

six slimy snails sailed silently

6) LET'S LEARN

Let's make longer and longer words

a) Let's use the letter "a". How many letters are in "a"? That's right "1".

a a

b) Now try to make a word starting with "a" that has two letters.

a a t

c) Now try to make a word starting with "a" that has three letters.

a a t a r e

d) Now fill in the chart below:

a	_____
at	_____
are	_____

e) Now, let's use another starting sound. Let's use the letter "b".

b	<u>b</u>	_____
	<u>b</u> <u>e</u>	_____
	_____	_____
	_____	_____
	_____	_____

[Teacher: You can use more or less letters depending on the student's level]

7) LET'S DESCRIBE

1. brush

We use this on our hair. It has "bristles" on it. It can be used instead of a comb.

2. bus

We ride on this. It carries people through the streets and highways. It rides on the road.

3. butter

This comes from cows. It is made from cow's cream. It is usually yellow. We put it on bread and toast.

4. button

This is sewn on our clothes. It can be used to "do up" our pants with. It is round with 4 small holes in it.

5. Baal

This "false god" means "master". He was worshiped. People believed that he had power over the land and crops.

8) LET'S READ

Lee was all dressed now. He was ready for a big day. He walked to his sister Erin's room. His mother was getting Erin dressed. Then he walked to his dad's bedroom. He wasn't there. "Where's daddy?" Lee asked his mother.

"He's outside," said his mother. "Why don't you go find him?"

That sounded great! Lee ran down the stairs. But about half-way down he tripped. He fell down the last five steps. OUCH!! He banged his head on the floor. He began to cry. His mother came running. "Lee! Lee! Are you OK?" his mother called. Lee was still crying. His head hurt. He had banged it really hard. His mother picked him up. She looked at his head. "You've got a big bruise Lee," she said. "But you are going to be alright. Let me get some ice. I'll put it on your forehead." Lee's mom went and got some ice. She put it on his forehead. It was very cold. Slowly Lee's head started to feel better.

"I'm going to pray for you now Lee," said Lee's mom. "Lord, Jesus thank you for taking care of Lee. He has banged his head. Please heal his forehead. Lord will you also comfort him. Let Lee know how much you love him. In Jesus' name I pray. Amen."

Lee felt a lot better. He knew that God loved him and would heal him. Lee was so glad that his mother was there to help him.

9) LET'S PRONOUNCE AGAIN

-ack	back, hack, Jack, lack, Mack, pack, quack, rack, sack, stack, tack, Zack
-eck	deck, neck, peck
-ick	Dick, kick, lick, Nick, pick, quick, Rick, sick, tick, wick
-ock	cock, dock, lock, mock, rock, sock, tock

10) LET'S WORSHIP

CHRIST JESUS

(Acts 19:4)

**CHRIST JESUS, you are my Savior and my Messiah
I love you CHRIST JESUS**

11) LET'S SING

JESUS LOVES ME

**Jesus loves me this I know
For the Bible tells me so.
Little ones to him belong
They are weak but he is strong**

**Yes, Jesus loves me
Yes, Jesus loves me
Yes, Jesus loves me
The Bible tells me so.**

12) LET'S PRAY

**He came to earth
He came from above
He came to us
like a gentle dove.
His heart is gentle
And full of love
Thank you Jesus
My Gentle Dove
Amen**

CHAPTER 12

1) LET'S PRAY

I LOVE YOU, O LORD, MY STRENGTH

(18:1)

Thank you for your strength Lord
You are my shield and sword

2) LET'S PRONOUNCE

H word sounds

- 1) – h – h – h – h – h – h – h –
- 2) – hat – hat – hat – hat – hat – hat – hat –
- 3) – had – had – had – had – had – had – had –
- 4) – happy – happy – happy – happy – happy – happy – happy –
- 5) – help – help – help – help – help – help – help –
- 6) – ahead – ahead – ahead – ahead – ahead – ahead – ahead –
- 7) – ahoy – ahoy – ahoy – ahoy – ahoy – ahoy – ahoy –
- 8) – behave – behave – behave – behave – behave – behave – behave –

In **wh** the **h** is said before the **w**.

- 1) – what – what – what – what – what – what – what –
- 2) – when – when – when – when – when – when – when –

3) LET'S RHYME

The “ -- ET” sound

ET – bet, debt, get, jet, let, met, net, pet, set, vet, wet, yet, Brett, fret, sweat, threat

Now, the teacher will say the number and you say the word.

1) bet	2) debt	3) get	4) jet
5) let	6) met	7) net	8) pet
9) set	10) vet	11) wet	12) yet
13) Brett	14) fret	15) sweat	16) threat

**Mary, Mary, quite contrary,
How does your garden grow?
With cockle-shells, and silver bells,
And pretty maids all in a row.**

**Jesus, Jesus, you so please us,
Why do you love me so?
You make me smile, all the while,
And I love to watch you grow.**

4) LET'S SPELL

First, the teacher will spell any word below & you say the word.

Then, the teacher will say the word and you spell it.

[Teacher: depending on the level, they can “look and spell” or “not look”.]

bet, debt, get, jet, let, met, net, pet, set, vet, wet, yet, Brett, fret, sweat, threat, hat, had, happy, help, ahead, ahoy, behave, what, when

5) LET'S DO A TONGUE TWISTER:

the Lord loves lovely little ones

6) LET'S LEARN

a) Do you know the MONTHS OF THE YEAR?

[Teacher: you can "mix up" the letters after they learn them: "amy" May]

- | | | | |
|----------------|------------|-----------------|-------------|
| 1) J _ _ _ _ _ | (January) | 7) J _ _ _ | (July) |
| 2) F _ _ _ _ _ | (February) | 8) A _ _ _ _ | (August) |
| 3) M _ _ _ _ | (March) | 9) S _ _ _ _ _ | (September) |
| 4) A _ _ _ _ | (April) | 10) O _ _ _ _ | (October) |
| 5) M _ _ | (May) | 11) N _ _ _ _ _ | (November) |
| 6) J _ _ _ | (June) | 12) D _ _ _ _ _ | (December) |

b) Do you know the DAYS OF THE WEEK?

- | | |
|----------------|-------------|
| 1) S _ _ _ _ _ | (Sunday) |
| 2) M _ _ _ _ _ | (Monday) |
| 3) T _ _ _ _ _ | (Tuesday) |
| 4) W _ _ _ _ _ | (Wednesday) |
| 5) T _ _ _ _ _ | (Thursday) |
| 6) F _ _ _ _ _ | (Friday) |
| 7) S _ _ _ _ _ | (Saturday) |

c) Do you know your COLORS?

- | | |
|---------------|-------------|
| 1) G _ _ _ _ | (Green) |
| 2) R _ _ | (Red) |
| 3) B _ _ _ | (Blue) |
| 4) Y _ _ _ _ | (Yellow) |
| 5) P _ _ _ | (Pink) |
| 6) W _ _ _ _ | (White) |
| 7) B _ _ _ _ | (Beige) |
| 8) B _ _ _ _ | (Black) |
| 9) O _ _ _ _ | (Orange) |
| 10) P _ _ _ _ | (Purple) |
| 11) B _ _ _ _ | (Brown) |
| 12) G _ _ _ | (Grey/Gray) |

7) LET'S DESCRIBE

1. cage

Animals go in this. It is usually made of metal or iron. It has bars or wire.

2. cake

This is a dessert. It is served at birthdays with candles on it. It is great with ice cream.

3. calendar

This is usually put on the wall or a desk. It tells us the day, month, and year. We look at this to find out the date.

4. candle

This is made of wax. We use this when our electricity goes out. This is also used on birthday cakes.

5. candy

This is sweet and delicious. It comes in many different forms. If we eat too much of this, we have to see a dentist.

6. Canaan

This land was across the Jordan River. It was called the Promised Land.

8) LET'S READ

Lee had fallen down the stairs. He had been on his way to see his dad. Lee felt a lot better after his mother prayed for him. Lee told his mother he was alright. Then he ran outside to find his father. His father was washing the car. Lee asked if he could help. His dad said "yes" and handed him a wash cloth. Lee began scrubbing the car. His father was spraying the car with the hose. Lee told his dad how he had fallen down the stairs. He also told him how his mom had prayed for him.

"God is still healing people Lee," his father said. "Jesus healed people over 2,000 years ago. And Jesus is still healing people now. Whenever someone you know gets hurt - pray for them."

"Dad, does God heal all the time?" asked Lee.

"Yes, He does. Sometimes he heals something right away. Sometimes he wants people to keep praying to Him. God wants us to talk to Him all the time. Sometimes He uses our hurts and sickness so that we will talk to Him more. God is slowly healing your forehead. He wants you to know how much He cares about you!!"

Lee could feel God's love right then. Lee loved God very much.

9) LET'S PRONOUNCE AGAIN

-ub	cub, hub, nub, pub, rub, sub, tub
-ug	bug, dug, hug, jug, lug, mug, pug, rug, tug
-um	bum, gum, hum, mum, rum, sum, yum
-un	bun, fun, gun, Hun, nun, pun, run, sun

10) LET'S WORSHIP

CHRIST THE LORD

(Luke 2:11)

**You are CHRIST THE LORD
You are my Savior and my Lord**

11) LET'S SING

JESUS LOVES ME

**Jesus loves me this I know
For the Bible tells me so.
Little ones to him belong
They are weak but he is strong**

**Yes, Jesus loves me
Yes, Jesus loves me
Yes, Jesus loves me
The Bible tells me so.**

**Mommy loves me this I know
For she always tells me so
She is with me all day long
To hold my hand or sing a song**

**Yes, Mommy loves me
Yes, Mommy loves me
Yes, Mommy loves me
She always tells me so**

12) LET'S PRAY

**Everyday I can start anew
Everyday I can be with you
You forgive me all the time
I know you are always mine
Amen**

CHAPTER 13

1) LET'S PRAY

THE LORD REIGNS FOREVER

(9:7)

When I'm sad and alone
I talk to you on your throne

2) LET'S PRONOUNCE

B word sounds

- 1) – b – b – b – b – b – b – b –
- 2) – bat – bat – bat – bat – bat – bat – bat –
- 3) – boy – boy – boy – boy – boy – boy – boy –
- 4) – tab – tab – tab – tab – tab – tab – tab –
- 5) – tub – tub – tub – tub – tub – tub – tub –
- 6) – number – number – number – number – number – number –

Words where **B** is doubled and one **b** is silent

- 1) – bl**ub**ber – blubber – blubber – blubber – blubber – blubber –
- 2) – bu**bb**le – bubble – bubble – bubble – bubble – bubble – bubble –

Words where **B** is silent when it follow **m**.

- 1) – lim**b** – limb – limb – limb – limb – limb – limb –
- 2) – com**b** – comb – comb – comb – comb – comb – comb –
- 3) – tom**b** – tomb – tomb – tomb – tomb – tomb – tomb –

Words where **B** is silent when before **t**.

- 1) – dou**bt** – doubt – doubt – doubt – doubt – doubt – doubt –
- 2) – deb**t** – debt – debt – debt – debt – debt – debt –

3) LET'S RHYME

The “ -- EW” sound

EW – boo, cue, do, dew, ewe, few, hue, Jew, Lou, mew, new, Pooh, Sue, sue, too, to, two, woo, you, zoo, blue, blew, brew, chew, clue, crew, drew, flew, glue, grew, shoe, shoo, slew, Stu, stew, screw, true, through, threw

Now, the teacher will say the number and you say the word.

1) boo	2) cue	3) dew	4) ewe	5) few	6) hue
7) Jew	8) Lou	9) mew	10) new	11) Pooh	12) Sue
13) sue	14) too	15) to	16) two	17) woo	18) you
19) zoo	20) blue	21) blew	22) brew	23) chew	24) clue
25) crew	26) drew	27) flew	28) glue	29) grew	30) shoe
31) shoo	32) slew	33) Stu	34) stew	35) screw	36) true
37) through	38) threw				

**Pussy-cat, pussy-cat, where have you been?
"I've been to London to visit the queen."
Pussy-cat, pussy-cat, what did you do there?
"I frightened a little mouse under the chair."**

**Jesus Christ, Jesus Christ, where have you been?
"I've been to earth to fulfill my dream."
Jesus Christ, Jesus Christ, what did you do?
"I died on the cross for your friends and you."**

4) LET'S SPELL

First, the teacher will spell any word below & you say the word.

Then, the teacher will say the word and you spell it.

[Teacher: depending on the level, they can "look and spell" or "not look".]

boo, cue, do, dew, ewe, few, hue, Jew, Lou, mew, new, Pooh, Sue, sue, too, to, two, woo, you, zoo, blue, blew, brew, chew, clue, crew, drew, flew, glue, grew, shoe, shoo, slew, Stu, stew, screw, true, through, threw, blubber, bubble, limb, comb, tomb, doubt, debt

5) LET'S DO A TONGUE TWISTER:

toy boat, toy boat, toy boat, toy boat....

6) LET'S LEARN

Let's learn "Body Parts" by touching the "part of the body" the teacher says.

FACE		NOSE	
LIPS		CHIN	
MUSTACHE		SHOULDERS	
WAIST		ARMPITS	
KNEES		LEGS	
THUMBS		HANDS	
PALMS		RING FINGER	
HEELS		FEET	
SKIN		TEMPLES	
HEART		EYELASHES	
BRAIN		EARLOBES	
HEAD		MOUTH	
EYES		CHEST	
PUPILS		ELBOWS	
NOSTRILS		THIGHS	
TEETH		WRISTS	
BEARD		PINKY FINGER	
BACK		ANKLES	
HIPS		TOENAILS	
CALVES		STOMACH	
INDEX FINGER		JAW	
FINGERNAILS		EARS	
TOES		EYE LIDS	
FOREHEAD		KNUCKLES	
EYEBROWS		MIDDLE FINGER	
CHEEKS		SHIN	
TONGUE		BUTTOCKS	
NECK		ARMS	

7) LET'S DESCRIBE

1. car

We drive in this. It has four tires. It carries passengers.

2. carrot

This is a vegetable. It grows in a garden. It is orange has green leaves.

3. cat

It has 4 legs. It is a household pet. It has whiskers.

4. cereal

This is eaten at breakfast. It is put in a bowl. Milk is poured on top of it.

5. chair

This rhymes with "hair". It has 4 legs. We can sit on this.

6. Christ

He is the "Messiah". He is "The Anointed One".

8) LET'S READ

Lee was helping his dad wash the car. Lee was getting tired. He was tired of scrubbing. "Dad, can I spray the car now?" asked Lee.

"Alright, but first let's finish the scrubbing," said Lee's dad. So Lee and his dad kept scrubbing. Finally Lee sat down and watched. He was tired. Then Lee's dad said, "OK Lee! That should do it. Now you spray the car with the hose." Lee was very excited. He loved to spray the car. The water came spraying out. It splashed on the car!! It was great!! Lee was really enjoying himself. Finally, Lee was done. His dad took the hose and did the last bit.

"Thank you Dad," said Lee. "That was fun."

"You're welcome, son," said Lee's dad. "You did a great job."

Lee felt good inside. He had helped his father. Lee liked to help. His father had told him that to help is being a servant. Jesus had come to earth to be a servant. And Lee wanted to be like Jesus.

9) LET'S PRONOUNCE AGAIN

-up	cup, pup, sup, up	-us	bus, fuss, muss, Russ
-ut	but, cut, gut, hut, mutt, nut, putt, rut		
-ud	Bud, bud, cud, mud	-uff	cuff, fluff, muff, puff
-uzz	buzz, fuzz		
-uck	buck, duck, luck, muck, puck, suck, tuck		

10) LET'S WORSHIP

CHRIST RISEN FROM THE DEAD

(1 Corinthians 15:20)

**You have conquered death
You are CHRIST RISEN FROM THE DEAD**

11) LET'S SING

JESUS ALPHABET SONG

(Sung to the "ABC Song" and "Twinkle Twinkle Little Star")

**A-B-C-D-E-F-G,
H-I-J-K-L-M-N-O-P,
Q-R-S-T-U-V,
W-X-Y-Z**

**Jesus died for me and you
I believe God's word is true**

12) LET'S PRAY

**Dear Lord, your love
is better than anything else in the world.
And you love me.
Help me always to remember that.
Thank you, LORD!
Amen**

CHAPTER 14

1) LET'S PRAY

I WILL BE GLAD AND REJOICE IN YOUR LOVE

(31:7)

Jesus my gentle dove
Jesus I enjoy your love!!

2) LET'S PRONOUNCE

V word sounds

- 1) – v – v – v – v – v – v – v –
- 2) – van – van – van – van – van – van – van –
- 3) - vine – vine – vine – vine – vine – vine – vine –
- 4) – vice – vice – vice – vice – vice – vice – vice –
- 5) – five – five – five – five – five – five – five –
- 6) – alive – alive – alive – alive – alive – alive – alive –
- 7) – even – even – even – even – even – even – even –
- 8) – eleven – eleven – eleven – eleven – eleven – eleven – eleven –
- 9) – Steven – Steven – Steven – Steven – Steven – Steven –

Sometimes **ph** spelling for **v**

- 1) – Stephen – Stephen – Stephen – Stephen – Stephen – Stephen –

3) LET'S RHYME

The “ -- ID” sound

ID – bid, did, hid, kid, lid, rid, Sid, skid, slid

Now, the teacher will say the number and you say the word.

1) bid	2) did	3) hid	4) kid
5) lid	6) rid	7) Sid	8) skid
9) slid			

**Diddle, diddle, dumpling, my son John
Went to bed with his stockings on;
One shoe off, and one shoe on,
Diddle, diddle, dumpling, my son John.**

**Jolly, jolly children, sing a song
Singing to Jesus all day long
Singing merrily for nothings wrong
Jolly, jolly children, sing a song**

4) LET'S SPELL

First, the teacher will spell any word below & you say the word.

Then, the teacher will say the word and you spell it.

[Teacher: depending on the level, they can “look and spell” or “not look”.]

**bid, did, hid, kid, lid, rid, Sid, skid, slid, van, vine, vice,
five, alive, even, eleven, Steven, Stephen**

5) LET'S DO A TONGUE TWISTER:

my really lovely Lord really loves me

6) LET'S LEARN

These are the 99 MOST COMMONLY USED WORDS. If you can learn these words you are well on your way to learning to read.

a) Study "List One" for "1 minute".

Then, with a separate piece of paper, try to write all eleven words.

See, how many you get correct. Then do the other two lists.

We strongly encourage you to memorize these words later.

[Teacher: you can make "flash cards" with these words also]

List One	List Two	List Three
A	BE	DID
ABOUT	BECAUSE	DO
AFTER	BEEN	DOWN
ALL	BIG	FIRST
AM	BUT	FOR
AN	BY	FROM
AND	CAME	GET
ARE	CAN	GO
AS	COME	GOING
AT	COULD	GOT
BACK	DAY	HAD

7) LET'S DESCRIBE

1. **chicken**

This is a popular meat. It comes from a farm bird. The word also means "afraid".

2. **chocolate**

This tastes great. It is a sugary candy. It is usually brown but it can also be white.

3. **Christmas tree**

Decorations are put on this. People put presents underneath it. We put it in our house.

4. **church**

Christians go to worship God here. Christians are called Christ's _____. It is usually on Sunday.

5. **clouds**

These are white and fluffy. They appear in the sky. Rain, snow, sleet, and hail can come from these.

6. **creation**

God made this. He made it in seven days. It was good.

8) LET'S READ

Lee had just helped his dad wash the car. Lee's dad wanted to go run some errands. He wanted to put gas in the car. Then he wanted to mail a letter at the post office. Finally, he wanted to buy some bread at the store. Lee's dad asked Lee if he wanted to come. Lee was excited to go and said "yes". Lee's dad asked him to go to the bathroom first. So Lee ran into the house. Then he ran into the bathroom. All of a sudden he heard his mother. "Lee, what are you doing?" said his mom. "You've tracked in dirt and water all over the floor." Oh, no!!! Lee forgot his shoes were dirty. He had been so excited to go with his dad.

"I'm sorry mom," said Lee quietly. "I was so excited. Dad is going to take me with him. I forgot to take off my shoes."

"Lee, please try to be more careful," said his mom. "I worked very hard to clean the floors."

"OK, mom. I will try," said Lee. "I've got to hurry now. Dad is waiting."

"Alright. I forgive you," said Lee's mom.

Lee felt better. He gave his mom a quick hug. Then he ran out the door. He was so happy that his mom forgave him. Being forgiven felt so good.

9) LET'S PRONOUNCE AGAIN

bl-	black, bland, blast, bled, bless, blip, bliss, block, blond, blot, bluff
cl-	clad, clam, clan, clap, clef, click, cliff, clip, clock, clod, clog, club, cluck
fl-	flack, flag, flap, flat, fleck, fled, flint, flip, flit, flock, flog, flop, floss, flub, fluff
gl-	glad, gland, glass, glasses, Glen, glib, glom, glop, gloss, glug, glum, glut
pl-	plan, plod, plop, plot, pluck, plug, plum, plus
sk-	skid, skiff, skill, skim, skin, skip, skit, skull

10) LET'S WORSHIP

THE CREATOR

(Romans 1:25)

**Jesus you are THE CREATOR of the world
What a powerful God you are!!**

11) LET'S SING

A SONG ABOUT JESUS AND HIS WORD

(Sung to the "ABC Song" and "Twinkle Twinkle Little Star")

**Jesus, Jesus I love you
Jesus, Jesus this is true
You died for me on a tree
So I could live eternally
Jesus, Jesus I love you
Jesus, Jesus this is true**

**Jesus, Jesus! His Word is true
His Word is true for me and you
When I read I get such joy
The Bible's for - every girl and boy
Jesus, Jesus! His Word is true
His Word is true for me and you**

12) LET'S PRAY

**Dear Lord, your Word is so wonderful.
It gives me peace and comfort.
I thank you for the promises in the Bible.
And I know I will be with you in heaven forever.
Amen!!**

CHAPTER 15

1) LET'S PRAY

EVERY DAY I WILL PRAISE YOU

(145:2)

All my nights and all my days
I will give you all my praise!!

2) LET'S PRONOUNCE

W word sounds

- 1) – w – w – w – w – w – w – w –
- 2) – wit – wit – wit – wit – wit – wit – wit –
- 3) – won – won – won – won – won – won – won –
- 4) – wagon – wagon – wagon – wagon – wagon – wagon –
- 5) – word – word – word – word – word – word – word –
- 6) – bow – bow – bow – bow – bow – bow – bow –

Sometimes it has a different sound

- 1) – now – now – now – now – now – now – now –
- 2) – cow – cow – cow – cow – cow – cow – cow –

Sometimes **W** is silent

- 1) – write – write – write – write – write – write – write –
- 2) – two – two – two – two – two – two – two –

Sometimes **WH** makes a “hw” sound

- 1) – why – why – why – why – why – why – why –
- 2) – what – what – what – what – what – what – what –

W sounding words

- 1) – one – one – one – one – one – one – one – [won]
- 2) – queen – queen – queen – queen – queen – queen – [q-ween]

3) LET'S RHYME

The “ -- IG” sound

IG – big, dig, fig, gig, jig, pig, rig, wig, brig, swig
--

Now, the teacher will say the number and you say the word.

1) big	2) dig	3) fig	4) gig
5) jig	6) pig	7) rig	8) wig
9) brig	10) swig		

LET'S CHANT

A, B, C, D, E, F, G, H, I, J, K, L, M, N, O, P,
Q, R, S, T, U, V, W, X, Y and Z

A, B, C, and D,
Jesus died on a tree
E, F, and G,
He died for you and me
H, I, J, K, and L,
In peace we will dwell.
M, N, and O,
How He loves us so.
P, Q, R, and S,
His Love we now possess.
T, U, and V
I'm so very happy
W, X, Y and Z
With Him we'll live eternally

4) LET'S SPELL

First, the teacher will spell any word below & you say the word.

Then, the teacher will say the word and you spell it.

[Teacher: depending on the level, they can “look and spell” or “not look”.]

big, dig, fig, gig, jig, pig, rig, wig, brig, swig, wit, won, wagon, bow, word, now , cow, write, two, why, what, one, queen

5) LET'S DO A TONGUE TWISTER:

friend forever - forever friend

6) LET'S LEARN

These are the 99 MOST COMMONLY USED WORDS. If you can learn these words you are well on your way to learning to read.

a) Study "List One" for "1 minute".

Then, with a separate piece of paper, try to write all eleven words.

See, how many you get correct. Then do the other two lists.

We strongly encourage you to memorize these words later.

[Teacher: you can make "flash cards" with these words also]

List One	List Two	List Three
HAS	IS	NO
HAVE	IT	NOT
HE	JUST	NOW
HER	LIKE	OF
HERE	LITTLE	OFF
HIM	LOOK	ON
HIS	MADE	ONE
I	MAKE	ONLY
IF	ME	OR
IN	MORE	OUR
INTO	MY	OUT

7) LET'S DESCRIBE

1. coat

This keeps us warm and dry. It is worn overtop of our clothes. It comes in many different colors and fabrics.

2. comb

This has "teeth". We use it to "straighten" our hair. We sometimes use a "brush" instead of this.

3. computers

These machines are very popular. We can play many games with these. We can also use the internet with these.

4. cook/chef

This person works at a restaurant. He/she works in the kitchen. They make food to serve to customers.

5. cookies

People "bake" these. These are baked in an oven. They come in many sizes, shapes, and varieties.

6. David

He was a shepherd and then a King. He married Bathsheba. He killed Goliath.

8) LET'S READ

Lee's dad wanted to go run some errands. First, he wanted to put gas in the car. Then he wanted to mail a letter at the post office. Finally, he wanted to buy some bread at the store. Lee said goodbye to his mom. Then he ran out to his dad. His dad was waiting in the car. "Buckle up your seat belt," said Lee's dad. Lee buckled up his seat belt. Then his dad slowly backed the car up and out of the driveway. Then off they went!!

"Where are we going first?" asked Lee excitedly.

"We are going to get some gasoline," said Lee's father. "It is just down the road here. Would you like to help?"

"Yes," said Lee. "Can I?"

"Of course," said Lee's dad. "We will drive up to the gas pumps. Then I'll take the gas cap off the car. Then I'll hand you the gas line. Then you can put the nozzle in the car's tank."

Lee was very excited. Lee's father drove up to the gas tanks. But all of a sudden there was a bang. Somebody had hit their car from behind.

9) LET'S PRONOUNCE AGAIN

sl-	slab, sled, slick, slid, slim, slip, slit, slob, slop, slot, slug, slum
cr-	crab, crack, crag, cram, crass, crib, crick, crock, crop, cross, crud
dr-	drab, drag, dreg, dress, drill, drink, drip, drop, drug, drum, drunk
gr-	grab, grad, gram, gran, grand, grass, Greg, grid, grill, grim, grin, grip, grit, grog, grub, gruff
br-	Brad, brag, bran, brass, brat, bred, brick, brig, brim, bring

10) LET'S WORSHIP

MY DELIVERER

(40:17)

**Jesus you are MY DELIVERER and MY HELPER
I can always trust you**

11) LET'S SING

THE "B – I – B – L – E"

The "B – I – B – L – E"

(spell with your finger in the air)

Oh, that's the book for me

(make a book with your hands)

I stand alone (stand tall)

on the word of God

(point to God in heaven)

The "B – I – B – L – E"

BIBLE (shout BIBLE)

READ THE BIBLE

(sung to "Row, Row, Row your Boat")

Read, read, read the Bible

Every single day

It'll give you joy and give you peace

In a special way

12) LET'S PRAY

Jesus is coming, Jesus is coming,

I know it, I know it, I know it,

Joy and Peace

Light and Love

Come, Jesus, Come!!!

Amen!!

CHAPTER 16

1) LET'S PRAY

YOU ARE MY HIDING PLACE

(32:7)

It's you I can go to
When I'm troubled and alone

2) LET'S PRONOUNCE

"J" word sounds

- 1) – j – j – j – j – j – j – j –
- 2) – jump – jump – jump – jump – jump – jump – jump –
- 3) – jug – jug – jug – jug – jug – jug – jug –

"J" has the "H" sound in Spanish words

- 1) – Juan – Juan – Juan – Juan – Juan – Juan – Juan –
- 2) – Juanita – Juanita – Juanita – Juanita – Juanita – Juanita –

Sometimes "J" sound is spelt different

- 1) – **judge** – judge – judge – judge – judge – judge – judge –
- 2) – **edge** – edge – edge – edge – edge – edge – edge –
- 3) – **dodge** – dodge – dodge – dodge – dodge – dodge – dodge –

Sometimes the "J" sounds is made with a "G"

- 1) – gem – gem – gem – gem – gem – gem – gem –
- 2) – giant – giant – giant – giant – giant – giant – giant –
- 3) – gentle – gentle – gentle – gentle – gentle – gentle – gentle –

3) LET'S RHYME

The “ -- IM” sound

dim, gym, him, hymn, Jim, Kim, rim, Tim, brim, prim, skim, slim, swim, trim

Now, the teacher will say the number and you say the word.

1) dim	2) gym	3) him	4) hymn
5) Jim	6) Kim	7) rim	8) Tim
9) brim	10) prim	11) skim	12) slim
13) swim	14) trim		

**Come, butter, come,
Come, butter, come!
Peter stands at the gate,
Waiting for a buttered cake;
Come, butter, come.**

**Come, Jesus, come
Come, Jesus, come
Don't hesitate
I just can't wait
Come, Jesus, come.**

4) LET'S SPELL

First, the teacher will spell any word below & you say the word.

Then, the teacher will say the word and you spell it.

[Teacher: depending on the level, they can “look and spell” or “not look”.]

dim, gym, him, hymn, Jim, Kim, rim, Tim, brim, prim, skim, slim, swim, trim, jump, jug, Juan, Juanita, judge, edge, dodge, gem, giant, gentle

5) LET'S DO A TONGUE TWISTER:

Willie's really weary

6) LET'S LEARN

These are the 99 MOST COMMONLY USED WORDS. If you can learn these words you are well on your way to learning to read.

a) Study "List One" for "1 minute".

Then, with a separate piece of paper, try to write all eleven words.

See, how many you get correct. Then do the other two lists.

We strongly encourage you to memorize these words later.

[Teacher: you can make "flash cards" with these words also]

List One	List Two	List Three
OVER	THEN	WELL
SAID	THERE	WHAT
SAW	THEY	WHEN
SEE	THIS	WHERE
SHE	TO	WHICH
SO	TWO	WHO
SOME	UP	WILL
THAT	US	WITH
THE	VERY	WOULD
THEIR	WAS	YOU
THEM	WE	YOUR

7) LET'S DESCRIBE

1. **cousins**

These people are fun to visit. They are usually the same age as us. They are our uncle or aunt's children.

2. **cow**

This is a farm animal. It provides meat or milk. You find this animal on a beef or dairy farm.

3. **cowboy**

This person rides a horse. They also rope calves, ride steers, and raise livestock. They are very tough & rugged.

4. **cucumber**

This is a long, slender, green vegetable. It is grown in a garden or greenhouse. It is white with seeds on the inside.

5. **cups**

These are containers. They hold liquids. People drink from these.

6. **Devil**

This is God's enemy. This is our enemy. He is very evil.

8) LET'S READ

Lee and his dad had just driven into the gas station. Somebody had hit their car from behind. They weren't hit too hard.

"Are you alright Lee?" asked Lee's dad.

"I'm OK, Daddy," said Lee timidly. "What happened?"

"Someone ran into the back of our car," said Lee's dad. "It is a good thing we had our seat belts on. Let's go see what happened."

Lee and his dad got out of the car. Behind them was a woman. She was crying and very upset. Lee's dad asked if she was alright.

"Yes, but my husband is going to be very angry," she said.

"We seem to be OK," said Lee's dad. "Let's look at our cars." The lady got out of her car. Lee's dad's car had a small dent. The lady's car was fine.

"Why don't you give me your driver's license number, insurance number, and phone number?" said Lee's dad. "Everything will be alright I'm sure. God has a way of looking after these things."

"Are you a Christian too," the lady asked.

"Yes, I'm a pastor," said Lee's dad. "Let's move our cars side and talk."

9) LET'S PRONOUNCE AGAIN

fr-	Fran, frat, Fred, fret, frill, frizz, frock, frog
pr-	pram, prep, press, prick, prim, prod, prom, prop
tr-	track, tram, trap, trek, tress, trick, trill, trim, trip, trod, trot, truck
sc-	scab, scam, scan, scat, scoff, Scott, scuff, scum
sm-	smack, smell, smock, smog
sn-	snack, snag, snap, sniff, snip, snob, snow, snub, snuck, snuff, snug

10) LET'S WORSHIP

DWELLING PLACE

(90:1)

**Lord you are my DWELLING PLACE
In you I am safe and secure**

11) LET'S SING

LIKE JESUS

(sung to "Mary Had a Little Lamb")

**I want to be more like Jesus,
like Jesus, like Jesus.
I want to be more like Jesus
Each and every day.**

**Every day I pray to God
pray to God, pray to God
Every day I pray to God
He always hears my prayer**

**I love to follow Him
follow Him, follow Him
I love to follow Him
And do His will each day**

**I want to be with Him
be with Him, be with Him
I want to be with Him
Now and forever more**

12) LET'S PRAY

**Jesus is my shining star
Jesus is my joy and peace
Jesus is my Lord and Life
Jesus is the One I love
Jesus is my everything!!**

Amen!!

CHAPTER 17

1) LET'S PRAY

TRUST IN THE LORD AND DO GOOD

(37:3)

I will trust and do good
Just as you say I should

2) LET'S PRONOUNCE

K word sounds

- 1) – k – k – k – k – k – k – k -
- 2) – kite – kite – kite – kite – kite – kite – kite -
- 3) – king – king – king – king – king – king – king -
- 4) – milk – milk – milk – milk – milk – milk – milk -
- 5) – market – market – market – market – market – market -

K sound in **ck** words

- 1) – **quick** – quick – quick – quick – quick – quick – quick -
- 2) – **thick** – thick – thick – thick – thick – thick – thick -
- 3) – **lucky** – lucky – lucky – lucky – lucky – lucky – lucky -

Sometimes **K** sound is silent

- 1) – **know** – know – know – know – know – know – know -
- 2) – **knit** – knit – knit – knit – knit – knit – knit -
- 3) – **knight** – knight – knight – knight – knight – knight – knight -
- 4) – **knot** – knot – knot – knot – knot – knot – knot -

Sometimes the **K** sound has other spellings

- 1) – **cave** – cave – cave – cave – cave – cave – cave -
- 2) – **chasm** – chasm – chasm – chasm – chasm – chasm – chasm -
- 3) – **make** – make – make – make – make – make – make -

3) LET'S RHYME

The “ -- IN” sound

IN – in, inn, bin, fin, kin, Lynn, pin, sin, tin, win, chin, grin, shin, skin, spin, thin

Now, the teacher will say the number and you say the word.

1) in	2) bin	3) fin	4) kin
5) Lynn	6) pin	7) sin	8) tin
9) win	10) chin	11) grin	12) shin
13) skin	14) spin	15) thin	16) inn

**Jack and Jill
went up the hill,
To fetch a pail of water;
Jack fell down,
and broke his crown,
And Jill came tumbling after.**

**Lynn did sin
When she didn't win
She cried and started pouting
If she doesn't win
She'll learn to grin
She'll laugh and then start shouting**

4) LET'S SPELL

First, the teacher will spell any word below & you say the word.

Then, the teacher will say the word and you spell it.

[Teacher: depending on the level, they can “look and spell” or “not look”.]

in, inn, bin, fin, kin, Lynn, pin, sin, tin, win, chin, grin, shin, skin, spin, thin, kite, king, milk, market, quick, thick, lucky, know, knit, knight, knot, cave, chasm, make

5) LET'S DO A TONGUE TWISTER:

singing Sammy sung songs on sinking sand

6) LET'S LEARN

a) Here are some "phrases" from the "99 Most Commonly Used Word" list.

b) With the teacher, let's go over "some" of them to learn to read.

PHRASES TO PRACTICE

That was good.	That was very good.	This-is good.	This-is very good!
Good for you!	This-is very good for you.	Take some more.	It's good for you!
Have some more.	Have-another one.	Come back here!	I've just got back.
I just got home from work.	I've been-at work.	What did you do?	Do you see those people?
Who are they?	Time to get-up now.	Where-are they from?	Do you know her?
It's-all-over now.	We saw them last year.	No more for now.	I think so.
I think-I'll go this year.	Who is-it?	Where-is-it?	Which-is-it?
What-is-it?	When-is-it?	Because-I say so!	Come back to see us-often.
I think you will.	You say that very well!	What-is your name?	His name-is _____.
It's for your-own good.	You were just great!!	Time to come-in.	Time to do your work.
Come down from there!	You and-I will be there.	He got-out just-in time.	You can do it.
It's been good to know you.	Great to have you with-us.	What-is that-all-about?	Take some with you.
What would you like?	Come-in, or go out.	What-a great man he is!	You were in the way.
We will be back.	I'll be back-at one.	Some people think so.	Do it your-own way.
Another time will do.	Do it just because-I say so.	I'll do it-after you go.	Take your time.
I know you can do it.	What-time-is-it?	Think-about that.	What can-I do for you?
This-is the way we do it.	Get well soon.	Do you think-it will work?	Take-it from me.
Do it well-or not-at-all.	Take care of these things.	Take some for your friends.	Some would be just fine.
Way to go!!	Where have you been?	How have you been?	What have you been up to?
What are you doing home?	How have you been doing?	Are you taking care?	I'm really enjoying my life.
I'm looking forward to it.	I can't wait to get back.	Look after yourself, alright?	I'm having a great time!
I could do this all the time.	Most of us enjoy this.	Think about that for a while.	It's going to be alright.
Everything works out fine.	I'm in for the long run.	I've got lots to do now.	I can't wait to get at it.
About what-time will you be home?	Most-of them will be back.	What do you use that for?	What-in the world can we do?
You can come with-us-if you like.	That is the last one you can have.	You got-up-after I went to work.	Do you know what you would like?

7) LET'S DESCRIBE

1. December

This is the twelfth month of the year. Christmas is in this month. It comes after November.

2. dentist

This person is a doctor. He/she helps people with their teeth. They remove teeth, fix cavities, put in braces, etc.

3. desert

This can have sand dunes. This land is very dry and arid. It also has a lot of sand.

4. desk

It's a piece of furniture. People use this to write on. They can be used at the office, school or home.

5. dessert

People eat this after their meal. It is usually sweet and delicious. Some examples are pie, cake, ice cream, etc.

6. Eden

This is the name of a garden. Adam and Eve lived here.

8) LET'S READ

Lee and his dad's car had been in an accident. Now they were going to talk to the lady who hit their car.

"My name is Pastor Mike," said Lee's dad to the lady. "This is my son, Lee. What's your name?"

"My name is Mrs. White," said the lady. "It is nice to meet you both."

"It's my pleasure," said Lee's dad. "When did you become a Christian?"

"About 3 years ago," she said. "But I haven't been going to church."

"I'm sure you have your reasons," said Lee's dad. "We really do need each other in the Body of Christ."

"I know," Mrs. White said. "Maybe this accident was a blessing after all. I need to find a good church. Can I get your business card?"

"Sure," said Lee's dad. "And maybe you can give me your information. I can give it to my insurance company."

"Here you are," said Mrs. White.

"Before you go," said Lee's dad. "There is one more thing I want to ask you. I hope you don't mind."

9) LET'S PRONOUNCE AGAIN

qu-	quack, quell, quest, quick, quid, quill, quip, quit, quiz	squ-	squid, squint
sp-	spam, span, spat, speck, sped, spell, spent, Spot, spud, spun		
st-	stab, stack, staff, stag, stamp, Stan, stem, step, stick, stiff, still, stock,		
	stop, stub, stuck, stud, stuff, stun		
sw-	swag, swam, swell, swig, swill, swim, Swiss	tw-	twig, twill, twin, twit

10) LET'S WORSHIP

EMMANUEL

(Matthew 1:23)

**Lord you are EMMANUEL which means "God with us"
It is so wonderful to have you with us**

11) LET'S SING

I'M A SPECIAL CHILD

(sung to "I'm a Little Teapot")

**I'm a special child of the Lord
God is my light, His word is my sword
When I fill my heart up with His Word
I'll tell my friends - so they have heard!!**

**I'm a special child of the King
I love you more than anything
If you ask me to go somewhere
I'll go Lord - I don't care where!!!**

12) LET'S PRAY

MY SPECIAL SOMEONE

**Someone to talk with
Someone to pray with
Someone to sing with
Someone to eat with
Someone to laugh with
Someone to cry with
Someone to walk with
Someone to work with
Someone to be with.
Jesus, my special Someone
You are always with me!!
Amen**

CHAPTER 18

1) LET'S PRAY

O GOD, YOU ARE MY GOD

(63:1)

You are never very far
What a great God you are!!

2) LET'S PRONOUNCE

L word sounds

- 1) – l – l – l – l – l – l – l – l –
- 2) – lip – lip – lip – lip – lip – lip – lip –
- 3) – life – life – life – life – life – life – life –
- 4) – love – love – love – love – love – love – love –

One **L** is silent

- 1) – bell – bell – bell – bell – bell – bell – bell –
- 2) – hill – hill – hill – hill – hill – hill – hill –

L is sometimes silent after **k**, **f**, **d**, and **m**

- 1) – calf – calf – calf – calf – calf – calf – calf –
- 2) – yolk – yolk – yolk – yolk – yolk – yolk – yolk –
- 3) – would – would – would – would – would – would – would –
- 4) – calm – calm – calm – calm – calm – calm – calm –

L is sometimes sounded after **k**, **f**, **d**

- 1) – milk – milk – milk – milk – milk – milk – milk –
- 2) – self – self – self – self – self – self – self –
- 3) – hold – hold – hold – hold – hold – hold – hold –

Other spellings of the **L** sound are **tle** and **cle**

- 1) – castle – castle – castle – castle – castle – castle – castle –
- 2) – muscle – muscle – muscle – muscle – muscle – muscle [mussel – muscle]

3) LET'S RHYME

The “ -- IP” sound

IP – dip, hip, lip, nip, rip, sip, tip, chip, clip, drip, flip, grip, skip, slip, snip, strip, trip, whip

Now, the teacher will say the number and you say the word.

1) dip	2) hip	3) lip	4) nip
5) rip	6) sip	7) tip	8) chip
9) clip	10) drip	11) flip	12) grip
13) skip	14) slip	15) snip	16) strip
17) trip	18) whip		

**One, two, Buckle my shoe;
Three, four, Shut the door;
Five, six, Pick up sticks;
Seven eight, Lay them straight;
Nine, ten, A good fat hen**

**One, two, Jesus loves you
Three, four, He's worth living for;
Five, six, Your problems He'll fix;
Seven eight, He's our open gate;
Nine, ten, A friend to the end**

4) LET'S SPELL

First, the teacher will spell any word below & you say the word.

Then, the teacher will say the word and you spell it.

[Teacher: depending on the level, they can “look and spell” or “not look”.]

dip, hip, lip, nip, rip, sip, tip, chip, clip, drip, flip, grip, skip, slip, snip, strip, trip, whip, life, love, bell, hill, calf, yolk, would, calm, milk, self, hold, castle, muscle

5) LET'S DO A TONGUE TWISTER:

I wish to wash my Irish wristwatch

6) LET'S LEARN

a) The teacher will read the phrase.

b) Then the teacher will act out the phrase.

[Teacher: you can put the students in groups & have them act them out too]

KNEEL	SNEEZE	COUGH
SCRATCH	JUMP	SING
COMB	BLINK	WINK
CRACK YOUR KNUCKLES	PUT ON YOUR GLASSES	TOUCH YOUR EARLOBE
PULL YOUR EAR	COMB YOUR HAIR	SMACK YOUR LIPS
STICK OUT YOUR TONGUE	SNAP YOUR FINGERS	CUT YOUR FINGERNAILS
TICKLE THE PALM OF YOUR HAND	TOUCH YOUR THUMB	TOUCH YOUR INDEX FINGER
TOUCH YOUR POINTER FINGER	TOUCH YOUR MIDDLE FINGER	TOUCH YOUR RING FINGER
TOUCH YOUR PINKIE	SHAKE YOUR LEFT HAND AND LEG	BRUSH YOUR TEETH
RUB YOUR EYES	WET YOUR LIPS	BLOW YOUR NOSE

7) LET'S DESCRIBE

1. dinner

This is one of our three meals. It is not breakfast or lunch. It is eaten between 5 and 8 in the evening.

2. dishes

We eat off of these. They can be made of plastic, glass, paper, etc. They have plates, bowls, cups, and saucers.

3. doctors

These can be men or women. We go to them when we are sick. They give us medical advice and medicine.

4. dogs

These are four-legged domestic pets. They have "puppies". They are known as "man's best friend".

5. doll

Little girls play with this. They love to "dress them up" in different clothes. Sometimes boys play with this.

6. Exodus

This is the second book in the Bible. Moses is in this Bible book. It means to "exit".

8) LET'S READ

Lee's dad wanted to ask Mrs. White one thing before she left.

"Can I pray for you?" asked Lee's dad.

"You sure can," said Mrs. White as she bowed her head.

"Father God, we come to you through the blood of Jesus. Father, thank you for your goodness. Lord, thank you for keeping us safe. Lord you protected us in the accident. Lord, you really care about us. Lord, will you be with Mrs. White. Help her to learn more about you. Please guide her Lord to find a church. Help her to know your love. Help her to know the love of your people. I pray this in Jesus' name. Amen."

"Thank you," said Mrs. White. "I will give you a call."

"You're welcome and God bless you," said Lee's dad.

Lee was quite amazed at everything. He saw how upset Mrs. White was. He also saw how calm she looked after his father prayed for her. God seemed so real.

"Son, we are God's helpers," said Lee's dad. "We must always be ready to help people. And the most important thing is to pray for people."

Lee quietly said a prayer in his heart. He thanked God for his love. This was a special day.

9) LET'S PRONOUNCE AGAIN

-nk	blind, clink, drink, ink, kink, link, mink, pink, rink, sink, slink, stink, think, wink, bonk, conk, honk, bunk, clunk, dunk, flunk, hunk, junk, punk, plunk, sunk, skunk, stunk
-mp	camp, clamp, cramp, damp, lamp, ramp, stamp, tramp, blimp, limp, wimp, clomp, romp, stomp, bump, clump, dump, hump, jump, lump, pump, plump, slump, stump

10) LET'S WORSHIP

THE ETERNAL GOD

(Deuteronomy 33:27)

**Lord you ETERNAL GOD.
You are God without beginning or end**

11) LET'S SING

FRIEND, LORD, AND GOD

(sung to "London Bridge is Falling Down")

**Jesus is my friend today,
Clap your hands, Shout hurray
Jesus is my friend today,
We praise you Jesus.**

**Jesus is my Lord today,
Stomp your feet, Sing all day
Jesus is my Lord today,
We bless you Jesus.**

**Jesus is my God today,
Turn around, Yes, you may
Jesus is my God today,
We love you Jesus**

12) LET'S PRAY

**Jesus help me to be more like you
Jesus help me to love my family more
Jesus help me to listen to my parents
Jesus help me to follow you everyday
In Jesus' name I pray. Amen**

CHAPTER 19

1) LET'S PRAY

WAIT FOR THE LORD

(27:14)

Lord I can wait on you
Lord you always come through

2) LET'S PRONOUNCE

“Q” almost always appears with “u”

- 1) – q – q – q – q – q – q – q – [a “k” sound]
- 2) – qu – qu – qu – qu – qu – qu – qu – [“kw” sound]
- 3) – quit – quit – quit – quit – quit – quit – quit –
- 4) – quite – quite – quite – quite – quite – quite – quite –
- 5) – quiet – quiet – quiet – quiet – quiet – quiet – quiet –
- 6) – quiz – quiz – quiz – quiz – quiz – quiz – quiz –
- 7) – equip – equip – equip – equip – equip – equip – equip –

Sometimes the “u” following “q” is silent

- 1) – antique – antique – antique – antique – antique – antique –
- 2) – bouquet – bouquet – bouquet – bouquet – bouquet – bouquet –

3) LET'S RHYME

The “ -- IR” sound

IR – cure, fir, fur, her, lure, purr, sir, tour, were, blur, slur, sure, stir
--

Now, the teacher will say the number and you say the word.

- | | | | |
|----------|----------|----------|----------|
| 1) cure | 2) fir | 3) fur | 4) her |
| 5) lure | 6) purr | 7) sir | 8) tour |
| 9) were | 10) blur | 11) slur | 12) sure |
| 13) stir | | | |

To market, to market,
to buy a fat pig;
Home again, home again,
dancing a jig.
To market, to market,
to buy a fat hog;
Home again, home again,
jiggety-jog.

To heaven, to heaven,
to live with the king
Forever, forever,
sing, sing, sing.
To heaven, to heaven,
to live with the Lord
Forever, forever,
we'll never be bored.

4) LET'S SPELL

First, the teacher will spell any word below & you say the word.

Then, the teacher will say the word and you spell it.

[Teacher: depending on the level, they can "look and spell" or "not look".]

<p>cure, fir, fur, her, lure, purr, sir, tour, were, blur, slur, sure, stir, quit, quite, quiet, quiz, equip, antique, bouquet</p>
--

5) LET'S DO A TONGUE TWISTER:

Jesus is fine. Jesus is mine. He's fine. He's mine.

6) LET'S LEARN

Now, we're going to "sound out" some words. This is a pronunciation exercise. Not all words "sound out" this easily but this is good pronunciation practice.

a) The teacher will pronounce the "each sound" of the word.

For example: "LET" "lll - eeee - tttt".

b) Then the student will also "sound out the word".

[Teacher: you can also put the students in groups. Have one person "sound out the word and the other(s) write the word]

let tub tan wag lap gem leg man hug map tug
mud wig tap zip lip log far hit him hut job lump
step warn quiz yard town chug halt gold horn what
shed quit fool yawn turn hard tool open mend when
music crush chart creep porch shelf chart drool
crash first churn quilt crunch squint job cub stop
gift list slip nest trip test camp glad food kept
next toot such hoop trot path rich inch skip best
tent plan itch howl gown grab lamp gift trot frogs
chest fresh smell hands tools chips match spool
brown which swept drags stamp spoon catch spots
slept flags shoot stool ranch champ clowns flinch
switch crunch camera chimney riot over

7) LET'S DESCRIBE

1. door

We open and close this. It has a "knob". We walk through this everyday.

2. dresses

Women wear these. They are usually "white" at a wedding. They come in many different shapes and sizes.

3. drugstore

People buy medicine here. It is also called a "pharmacy". Pharmacists' fill prescriptions here.

4. earlobes

We put earrings on these. They are part of our ears. They hang down from our ears.

5. ears

These stick out from the side of our head. We have two of these. We hear with these.

6. faith

It also means "trust". We need to have _ _ _ _ _ in Jesus.

8) LET'S READ

Lee and his dad had just said goodbye to Mrs. White. Now Lee remembered something. "Dad," said Lee, "we forgot to get gas."

"You're right!!" said Lee's dad. "And I promised to let you help me."

Lee's dad drove the car up to the gas pumps again. This time nobody hit them from behind. Lee and his dad got out of the car. Lee's dad grabbed the gas hose. Then he put the nozzle into the car. "Lee," said Lee's dad, "will you hold the nozzle please?" Lee reached out his hand to grab the nozzle. He held the nozzle of the hose. Lee loved to help his dad. It made him feel like a grownup. All of a sudden the pump went "click". The car was full of gas.

"Now, put the nozzle back into the pump," said Lee's dad. "Can you reach?"

"No, daddy," said Lee. "Help me please."

Lee's dad reached out and helped him. Then he put the gas cap back on the car. Then they both got into the car. And off they went to mail a letter and get a loaf of bread. Lee was having a wonderful time with his father.

9) LET'S PRONOUNCE AGAIN

-sk	ask, cask, flask, mask, task, desk, disk, risk, dusk, husk, musk, tusk
-st	blast, fast, last, past, vast, best, jest, nest, pest, quest, rest, test, vest, zest, fist, list, mist, twist, frost, lost, crust, dust, gust, just, must, rust, trust
-ft	aft, craft, draft, graft, raft, waft, left, drift, gift, lift, sift, swift, loft, soft, tuft
-lt	belt, felt, melt, pelt, smelt, welt, hilt, jilt, kilt, lilt, silt, stilt, tilt, wilt, cult

10) LET'S WORSHIP

THE FAITHFUL WITNESS

(Revelation 1:5)

**Lord you are THE FAITHFUL WITNESS
Your words are truth and faithful**

11) LET'S SING

I AM GROWING

(sung to "Frere Jacques" and "Are You Sleeping?")

**I am growing, I am growing
Big and tall, Big and tall.
Growing up with Jesus
Growing up with Jesus
Big and tall, Big and tall.**

**Jesus leads me, Jesus leads me
Everyday, in his way.
I follow Jesus,
I follow Jesus
Everyday, in his way.**

12) LET'S PRAY

**These little hands are held in prayer,
To thank you, God for being there.
These little hearts speak to You,
To ask you, God what we should do.
These little eyes are filled with love,
For God in heaven up above.
Amen.**

~Author Unknown~

CHAPTER 20

1) LET'S PRAY

LET US GO TO THE HOUSE OF THE LORD

(122:1)

Church feels so good to me
Church is where I love to be

2) LET'S PRONOUNCE

Words with the “S” sound

- 1) – s – s – s – s – s – s – s –
- 2) – set – set – set – set – set – set – set –
- 3) – sap – sap – sap – sap – sap – sap – sap –
- 4) – sand – sand – sand – sand – sand – sand – sand –
- 5) – bus – bus – bus – bus – bus – bus – bus –
- 6) – beside – beside – beside – beside – beside – beside –

Sometimes the “s” is silent when doubled in words

- 1) – mess – mess – mess – mess – mess – mess – mess –
- 2) – dress – dress – dress – dress – dress – dress – dress –

Sometimes the “s” sound is spelt “c” and “ps”

- 1) – circus – circus – circus – circus – circus – circus – circus –
- 2) – circle – circle – circle – circle – circle – circle – circle –
- 3) – psychology – psychology – psychology – psychology –

Sometimes “s” has the “sh” or “z” sound

- 1) – sugar – sugar – sugar – sugar – sugar – sugar – [“sh” sound]
- 2) – easy – easy – easy – easy – easy – easy – easy – [“z” sound]
- 3) – rose – rose – rose – rose – rose – rose – rose – [“z” sound]
- 4) – dogs – dogs – dogs – dogs – dogs – dogs – dogs – [“z” sound]
- 5) – is – is – is – is – is – is – is – [“z” sound]

Sometimes “s” when followed by “c” makes the “sk” sound

- 1) – scare – scare – scare – scare – scare – scare – scare –

Sometimes “s” when followed by “c” is silent

- 1) – scent – scent – scent – scent – scent – scent – scent –

3) LET'S RHYME

The “ -- IT” sound

IT – it, bit, fit, hit, kit, lit, mitt, pit, quit, sit, wit, grit, knit, skit, slit, spit
--

Now, the teacher will say the number and you say the word.

1) it	2) bit	3) fit	4) hit
5) kit	6) lit	7) mitt	8) pit
9) sit	10) wit	11) grit	12) knit
13) skit	14) slit	15) spit	16) quit

**As I was going along, along,
A singing a worship song, song, song,
The lane that I went was so long, long, long,
And the song that I sang was so long, long, long,
And so I went praising along.**

4) LET'S SPELL

First, the teacher will spell any word below & you say the word.

Then, the teacher will say the word and you spell it.

[Teacher: depending on the level, they can “look and spell” or “not look”.]

it, bit, fit, hit, kit, lit, mitt, pit, quit, sit, wit, grit, knit, skit, slit, spit, set, sap, sand, bus, beside, mess, dress, circus, circle, psychology, sugar, easy, rose, dogs, is, scare, scent
--

5) LET'S DO A TONGUE TWISTER:

she said she should sit

7) LET'S DESCRIBE

1. Earth

This is a planet. It is the third planet in our solar system. We live on this planet.

2. eggs

Chickens lay these. They are oval in shape. They are very soft shelled. They have a "white" and "yellow" (yolk) part.

3. elbows

These make the shape of an "L". We have two of these. They help us bend our arms.

4. elephant

This is a gray-colored animal. It lives in Africa. It has a trunk.

5. elevator

We ride up and down on this. We use this instead of stairs. It is usually in apartments, stores, and offices.

6. feasts

These are times of celebration. These were to remember God's grace to His people. They are "Types" of Christ.

8) LET'S READ

Lee and his dad were now on their way to the post office. Lee's dad wanted to mail a letter. Then he wanted to buy a loaf of bread. When they got to the post office, Lee's dad parked the car. Then they walked into the post office together. Lee's dad gave Lee the letter and some money.

"Now walk up to the counter," said Lee's dad, "and give the lady the money. Then ask her for a stamp."

"Daddy, I'm scared," said Lee. "I'm scared to go."

"Son, I'm right here with you," said Lee's dad. "And Jesus is in your heart. He is with you also. So you have your dad and Jesus with you."

Lee felt better. He had forgotten that Jesus was in his heart. He said a short prayer. "Jesus help me to be brave. Amen". Lee believed that Jesus was with him. He walked up to the counter, gave the money, and asked for a stamp. He wasn't afraid anymore. Jesus was with him.

The lady put the stamp on the envelope. Then she gave Lee the stamped envelope. She told him to put it in the mail slot in the counter. Lee saw the slot and put it in. "Thank you," Lee told the lady.

Lee looked around at his dad. His dad was smiling. Lee was so thankful. Jesus and his dad were with him. He felt like a big boy now.

9) LET'S PRONOUNCE AGAIN

-nt	ant, can't, Grant, pant, plant, rant, slant, bent, dent, lent, pent, rent, sent, spent, tent, vent, went, flint, glint, hint, lint, mint, print, stint, blunt, brunt, grunt, hunt, punt, runt, stunt
-lf	elf, self, golf, Rolf, gult
-lk	elk, milk, silk, bulk, hulk, sulk, skulk

10) LET'S WORSHIP

THE GIFT OF GOD

(John 4:10)

**Jesus you are THE GIFT OF GOD to us from the Father
We thank you Father for your indescribable Gift of Jesus**

11) LET'S SING

THANK YOU JESUS

(sung to "Amazing Grace")

**Thank you Jesus, for today
Help me as I work and play
I'll share your Word with my friends
Each and everyday.**

**Praise God, Praise God, Praise God, Praise God
Praise God, Praise God, Praise God
Praise God, Praise God, Praise God, Praise God
Praise God, Praise God, Praise God**

12) LET'S PRAY

**Thank You, God, for this new day,
And for the time to work and play,
Please be with me all day long,
In every story, game, and song.
May all the happy things we do
Make You, our Father, happy too.
Amen.**

~Author Unknown~

CHAPTER 21

1) LET'S PRAY

THE LORD IS WITH ME; HE IS MY HELPER

(118:7)

You are never far away
To help me each day!!

2) LET'S PRONOUNCE

Words with the “t” sound

- 1) – t – t – t – t – t – t – t –
- 2) – tap – tap – tap – tap – tap – tap – tap –
- 3) – pot – pot – pot – pot – pot – pot – pot –
- 4) – little – little – little – little – little – little – little –

Sometimes the second “t” is silent when doubled

- 1) – little – little – little – little – little – little – little –
- 2) – bottle – bottle – bottle – bottle – bottle – bottle – bottle –

Sometimes “t” is silent when it follows “s” and “f”

- 1) – listen – listen – listen – listen – listen – listen – listen –
- 2) – often – often – often – often – often – often – often –

Sometimes “t” is silent in French words

- 1) – ballet – ballet – ballet – ballet – ballet – ballet – ballet –
- 2) – bouquet – bouquet – bouquet – bouquet – bouquet – bouquet – bouquet –

Sometimes the “t” makes a “ch” or the “sh” sound

- 1) – motion – motion – motion – motion – motion – [“ch” sound]
- 1) – picture – picture – picture – picture – picture – picture – [“sh” sound]

Other silent spellings are sometimes “th”, “pt”, “bt”, “cht”, “ed”, “tw”

- 1) – **Th**omas – Thomas – Thomas – Thomas – Thomas – Thomas –
- 2) – receipt – receipt – receipt – receipt – receipt – receipt – receipt –
- 3) – doubt – doubt – doubt – doubt – doubt – doubt – doubt –
- 4) – yacht – yacht – yacht – yacht – yacht – yacht – yacht –
- 5) – walked – walked – walked – walked – walked – walked –
- 6) – **tw**o – two – two – two – two – two – two –

3) LET'S RHYME

The “ -- OB” sound

OB – Bob, cob, job, lob, mob, rob, Rob, sob, blob, glob, knob, slob, snob, throb

Now, the teacher will say the number and you say the word.

1) Bob	2) cob	3) job	4) lob
5) mob	6) rob	7) Rob	8) sob
9) blob	10) glob	11) knob	12) slob
13) snob	14) throb		

**Hey! diddle, diddle,
The cat and the fiddle,
The cow jumped over the moon;
The little dog laughed
To see such a sight,
And the dish ran away with the spoon.**

**Hey! kittle kittle
Jesus ain't little,
He's bigger than the sun and the moon!!
He gives peace and joy
He loves girls and boys
And praise God He's coming back soon!!**

4) LET'S SPELL

First, the teacher will spell any word below & you say the word.

Then, the teacher will say the word and you spell it.

[Teacher: depending on the level, they can “look and spell” or “not look”.]

Bob, cob, job, lob, mob, rob, Rob, sob, blob, glob, knob, slob, snob, throb, tap, pot, little, bottle, listen, often. ballet, bouquet, motion, picture, Thomas, receipt, doubt, yacht, walked, two

5) LET'S DO A TONGUE TWISTER:

two tiny tigers took two taxis to town

6) LET'S LEARN

- Now we will work with **CONTRACTIONS**. Contractions mean to make two words into one smaller, easier to say word.
- First, the teacher will read the contractions and students will repeat.
- The teacher will say the two words. The students will say the contraction.

For example: The teacher says "are not". The students say "aren't".

[Teacher: you can put the students in groups for this. You can also have them make a sentence using the contraction if they are higher level]

CONTRACTIONS

are not (aren't)	could not (couldn't)	do not (don't)
did not (didn't)	he is (he's)	she is (she's)
we are (we're)	going to (gonna)	want to (wanna)
is not (isn't)	I am (I'm)	let us (let's)
has not (hasn't)	they have (they've)	he has (he's)
they are (they're)	she has (she's)	we have (we've)
would not (wouldn't)	have not (haven't)	will not (won't)
should not (shouldn't)	am not, is not, are not, has not, have not (ain't)	

[illegible]

7) LET'S DESCRIBE

1. eleven

This is a number. It's not "seven" and rhymes with "heaven". It comes after 10 and before 12.

2. eraser

This comes in many shapes. It is made of "rubber". We use this in writing when we make a mistake.

3. eyelashes

These come out from our eyelids. They are pieces of hair. They protect our eyes from the dust.

4. eyes

We have two of these. They can be brown, blue, and sometimes green. We see with these.

5. face

This is on our head. It is on the front of our head. It has our nose, mouth, eyes, etc.

6. forgive

To pardon someone. To let someone go without punishment. God did this for us on the cross.

8) LET'S READ

Lee and his dad have just left the post office. Now, Lee's dad wanted to buy a loaf of bread. As they walked to the car, Lee's dad sees one of his church members. "Hello, Mr. James," he says. "How are you today?"

"Well, I'm fine Pastor Mike. I'm just on my way to mail a letter. How are you Lee?" said Mr. James.

"I'm fine Mr. James," said Lee politely.

"You are sure growing Lee," said Mr. James. "I can really see God working in your life."

"Thank you sir," said Lee. Lee liked it when people talked about God.

"Say, Pastor," said Mr. James, "I really was blessed by your sermon last Sunday. It really spoke to my heart."

"Thank you Mr. James," said Lee's dad. "God really spoke to me as I prepared it. I was touched by what God was showing me."

"Lee, what has God been showing you lately?" asked Mr. James.

"A lot sir," said Lee. "He is showing me how to be brave. How he heals me. How he forgives me. He has been showing me a lot."

Lee looked at his dad. His father was looking at him. Lee could tell that he was very proud of him. This was some special day!!!

9) LET'S PRONOUNCE AGAIN

-lp	Alps, scalp, help, kelp, whelp, yelp, gulp, pulp
-nd	and, band, bland, brand, gland, grand, hand, land, sand, stand, bend, blend, fend, lend, mend, rent, send, spend, tend, trend, wend, bond, blond, fond, fund
-pt	apt, crept, kept, slept, swept, wept, adapt, adept, adopt

10) LET'S WORSHIP

GOD

(Revelation 21:7)

Jesus you are GOD
Lord God you are so good to us!!

11) LET'S SING

TWELVE DISCIPLES

(sung to "Bringing in the Sheaves")

There were Twelve Disciples
Jesus called to help him.
Simon Peter, Andrew,
James, his brother John,
Phillip, Thomas, Matthew,
James the son of Al-phe-us,
Thaddeus, Simon,
Judas, and Bar-tho-lo-mew.

Jesus calls us, too. Jesus calls us, too.
We are his disciples.
Jesus calls us, too.
Jesus calls us, too. Jesus calls us, too.
We are his disciples.
Jesus calls us, too.

12) LET'S PRAY

All things bright and beautiful,
All creatures great and small,
All things wise and wonderful,
The Lord God made them all. Amen.

CHAPTER 22

1) LET'S PRAY

WITH GOD WE WILL GAIN THE VICTORY

(108:13)

God frees me from sin
With Jesus I win!!

2) LET'S PRONOUNCE

Words with the hard "G" sound

- 1) – g – g – g – g – g – g – g –
- 2) – girl – girl – girl – girl – girl – girl – girl –
- 3) – go – go – go – go – go – go – go –
- 4) – gate – gate – gate – gate – gate – gate – gate –
- 5) – forget – forget – forget – forget – forget – forget – forget –

The "G" sound is usually hard in a consonant blend

- 1) – glue – glue – glue – glue – glue – glue – glue –
- 2) – grow – grow – grow – grow – grow – grow – grow –

The "G" soft sound like "J"

- 1) – gem – gem – gem – gem – gem – gem – gem –
- 2) – gym – gym – gym – gym – gym – gym – gym –
- 3) – giant – giant – giant – giant – giant – giant – giant –
- 4) – page – page – page – page – page – page – page –

The "G" is sometimes silent

- 1) – gnat – gnat – gnat – gnat – gnat – gnat – gnat –

In some words with double "G" – the 1st "g" is hard – the 2nd is soft

- 1) – suggest – suggest – suggest – suggest – suggest – suggest –

3) LET'S RHYME

The “ -- OD” sound

OD – cod, God, mod, nod, pod, rod, Rod, sod, Todd, wad, broad, clod, plod, prod, quad, shod, thawed, trod

Now, the teacher will say the number and you say the word.

1) cod	2) God	3) mod	4) nod
5) pod	6) rod	7) Rod	8) sod
9) Todd	10) wad	11) broad	12) clod
13) plod	14) prod	15) quad	16) shod
17) thawed	18) trod		

**Little Jack Horner
Sat in a corner,
Eating his Christmas pie.
He put in his thumb,
And he pulled out a plum,
And said, "What a good boy am I!"**

**Little Jack Horner
Sat in the corner
With a big tear in his eye
"Forgive me," he did weep.
"My promise I didn't keep"
"Lord Jesus help me to try."**

4) LET'S SPELL

First, the teacher will spell any word below & you say the word.

Then, the teacher will say the word and you spell it.

[Teacher: depending on the level, they can "look and spell" or "not look".]

cod, God, mod, nod, pod, rod, Rod, sod, Todd, wad, broad, clod, plod, prod, quad, shod, thawed, trod, girl, go, gate, forget, glue, grow, gem, gym, giant, page, gnat, suggest

5) LET'S DO A TONGUE TWISTER:

the saint's short suit shrunk

6) LET'S LEARN

a) The teacher will ask the question. The student will replay.

[Teacher: you can break into groups. Have students ask each other the questions.]

1. What's your name?	My name is
2. What's your last name?	My last name (surname or family name) is ...
3. Do you like pizza?	
4. How are you?	
5. What color is a banana?	
6. What color is an orange?	
7. Do you like to read?	
8. Is a pizza round?	
9. How tall are you?	
10. How much do you weigh?	
11. How old are you?	
12. Spell "no". Spell "yes."	
13. Spell "go". Spell "stop."	
14. Spell "boy". Spell "girl."	
15. Spell "man". Spell "woman."	
16. What's your telephone number?	
17. Spell "me". Spell "you."	
18. Do you have two eyes?	
19. Is your hair black?	
20. Where are you from?	
21. Spell your name. Spell your age.	
22. Can you sing a song?	
23. Do this: Stand up. Sit down.	
24. Raise your hand. Now lower it.	
25. Put your hands up and down.	
26. Close your eyes. Open your eyes.	
27. Touch your nose and your mouth.	
28. Touch your left eye and right eye.	
29. Touch your left and right arm.	
30. Count to twenty. (1,2.....20).	
31. Say the ABC's.	
32. Count to ten "backwards".	

7) LET'S DESCRIBE

1. fall (autumn)

This is one of the four seasons. It is the season when the leaves turn different colors. It is after Summer.

2. farmer

This person lives in the country. They look grow things and raise animals. They have cows, pigs, and chickens.

3. father

It is the opposite of mother. This person protects and loves their children. _ _ _ _ _ and mother.

4. February

Valentine's Day is in this month. It's the shortest month of the year. It's the month before March.

5. feet

People have two of these. They have 5 toes on each of them. We walk on these.

6. Genesis

Abraham's story is told here. It is the first book of the Bible. Isaac, Jacob, and Joseph are in this book.

8) LET'S READ

Lee and his dad had just met Mr. James as they left the post office. They had stopped to talk. Mr. James was a nice Christian man who loved Jesus with all his heart.

"Well, I should run," said Mr. James. "I'm off to help at the Mission House. We are serving the street people meals. Then we share the wonderful Gospel with them. We have seen many people come to know Jesus there."

"God bless your work, Mr. James," said Lee's dad. "Let me pray for you. 'Father God be with Mr. James today. Let your Holy Spirit speak words of love and comfort to the people. Draw people to your Son, Jesus. Lord I pray you will continue to be glorified in Mr. James' life. In Jesus name I pray. Amen'"

"Thank you pastor," said Mr. James. "I'm going to trust God to set people free from the devil. Alright, God bless you both and goodbye."

"Goodbye and God bless you," said Lee. "Dad, he's a nice man, isn't He?"

"Yes, he is," said Lee's dad. "Jesus helps him. Jesus lives in his heart and Jesus' goodness and kindness through him. Well we had better get going. We still got to get that loaf of bread." Lee wondered what would wonderful adventure they would have next.

9) LET'S PRONOUNCE AGAIN

-e	be, bee, fee, he, me, see, tee, tree, we, ye	-y	any
-i	hi, bi, di, pi	-o	Bo, go, Jo, lo, Mo, no, so, yo-yo
-y	by, cry, dry, fly, fry, my, pry, sky, sly, spy, spry, sty, try, why		

10) LET'S WORSHIP

OUR GOD FOR EVER AND EVER

(Psalms 48:14)

**You will be with us forever and ever
You guide us now and through death!!**

11) LET'S SING

THANK THE LORD

(Sung to "Row, Row, Row Your Boat")

**Thank, thank, thank the Lord
For the things he gives
He takes all our sins away
And He always forgives**

**Praise, praise, praise the Lord
For His faithfulness
He is always with us
And in our heart He lives.**

12) LET'S PRAY

**Now before I run to play,
Let me not forget to pray
To God who kept me through the night
And waked me with the morning light.
Help me, Lord to love Thee more
Than I ever loved before,
In my work and in my play,
Be Thou with me through the day.
Amen.**

~Author Unknown~

CHAPTER 23

1) LET'S PRAY

HEAR MY PRAYER, O LORD

(101:1)

As I work and play
You hear me every day!!

2) LET'S PRONOUNCE

Words with the hard “C” sound. Usually before “a”, “o”, “u”.

- 1) – c – c – c – c – c – c – c –
- 2) – cat – cat – cat – cat – cat – cat – cat –
- 3) – cake – cake – cake – cake – cake – cake – cake –
- 4) – count – count – count – count – count – count –
- 5) – cut – cut – cut – cut – cut – cut – cut –

The “C” sound is usually hard in a consonant blend

- 1) – clam – clam – clam – clam – clam – clam – clam –
- 2) – cream – cream – cream – cream – cream – cream – cream –

“C” is usually a soft sound when followed by “i”, “y”, and “e”

- 1) – circus – circus – circus – circus – circus – circus – circus –
- 2) – circle – circle – circle – circle – circle – circle – circle –
- 3) – cycle – cycle – cycle – cycle – cycle – cycle – cycle –
- 4) – center – center – center – center – center – center – center –

“C” is usually a soft sound when followed by silent “e”

- 1) – race – race – race – race – race – race – race –
- 2) – nice – nice – nice – nice – nice – nice – nice –

In some words with double “C” – the 1st “c” is hard – the 2nd is soft

- 1) – success – success – success – success – success – success – success –

In some words with double “C”, one of the “cs” is silent

- 1) – occupy – occupy – occupy – occupy – occupy – occupy – occupy –

If “C” come before “e” or “i” it can make a “sh” sound

- 1) – ocean – ocean – ocean – ocean – ocean – ocean – ocean –
- 2) – social – social – social – social – social – social – social –

3) LET'S RHYME

The “ -- OG” sound

OG – bog, cog, dog, fog, hog, jog, log, flog, frog, smog,

Now, the teacher will say the number and you say the word.

1) bog	2) cog	3) dog	4) fog
5) hog	6) job	7) log	8) flog
9) frog	10) smog		

**Little Betty Blue
Lost her holiday shoe;
What can little Betty do?
Give her another
To match the other
And then she may walk in two.**

**Little Daisy Dove
Didn't know how to love;
What could little Daisy do?
Teach her to love
With a friend from above
And fill her with Jesus too.**

4) LET'S SPELL

First, the teacher will spell any word below & you say the word.

Then, the teacher will say the word and you spell it.

[Teacher: depending on the level, they can “look and spell” or “not look”.]

**bog, cog, dog, fog, hog, jog, log, flog, frog, smog, cat, cake,
count, cut, clam, cream, circus, circle, cycle, center, race, nice,
success, occupy, ocean, social**

5) LET'S DO A TONGUE TWISTER:

I scream, you scream, we all scream for ice cream

6) LET'S LEARN

a) The teacher will ask the question. The student will replay.

[Teacher: you can break into groups. Have students ask each other the questions.]

1. What is your teacher's name?	My teacher's name is
2. How much are three and seven?	Three and seven are "ten".
3. How much are five and six?	
4. How much is five minus two?	
5. Are you a boy or a girl?	
6. Name four things in the room?	
7. Name three people in the room?	
8. Yes or No? Today is Monday.	
9. Yes or No? You are a girl.	
10. What city do you live in?	
11. What color is a banana?	
12. What color is an orange?	
13. What is your father's full name?	
14. Are you from Japan?	
15. How much is seven minus two?	
16. Where do you live?	
17. Did you come here by bus?	
18. Name the 12 months of the year?	
19. Spell "English". Spell "Spanish".	
20. Spell "Sunday". Spell "Monday".	
21. What is today's date?	
22. What time is it now?	
23. Who are you sitting next to?	
24. What number comes after 13?	
25. How many hours in a day?	
26. What animal gives wool?	
27. How many letters in the alphabet?	
28. How many days are in a week?	
29. Draw a triangle. Draw a square.	
30. Draw a star. Draw a line.	
31. Draw a circle. Draw a diamond.	
32. What color is grass?	

7) LET'S DESCRIBE

1. fingers

We use these for many things. We have 10 of these. They go on our hands.

2. fish

This animal is excellent to eat. It breathes through its "gills". It swims in the water.

3. fisherman

This man uses a pole and hook. He also carries "bait" with him. He catches "aquatic" animals to eat.

4. five

This is a number. We have this many fingers on one hand. Eight minus three equals this number.

5. flowers

These are plants. They come in many different colors. They have a beautiful smell.

6. Gethsemane

This is a garden outside Jerusalem. This is where Jesus was betrayed. This is where Jesus prayed before the cross.

8) LET'S READ

Lee and his dad had just said goodbye to Mr. James. Now they were on their way to the store. Lee's father wanted to buy a loaf of bread. As they drove, Lee's dad began to talk to Lee.

"Lee, I'm always very proud of you," said Lee's dad. "I love you very much. Today, I was especially proud of you. You were very polite when Mr. James talked to you. I could see the love of Jesus in you. I was very happy.

"Thank you daddy," said Lee humbly.

"Lee, God is teaching you many things," continued Lee's father. "He's teaching you to be polite, to trust Him, and to ask for forgiveness."

"It's not easy daddy," said Lee.

"I know son," said Lee's dad. "But God's way is always the best way. Sometimes the "easy" way turns out to be more difficult. And sometimes the "hard" way turns out to be easier."

"What do you mean daddy?" asked Lee.

"Well," continued Lee's father, "sometimes people take the easy path. It looks easier but as they walk along it gets more difficult. Other people take a path that starts out difficult. But it becomes easier."

Lee didn't understand but he knew that God would teach him.

9) LET'S PRONOUNCE AGAIN

This is a good chance to "review" difficult pronunciations from this book.

10) LET'S WORSHIP

THE GOD OF GLORY

(Psalms 29:3)

**You are a glorious God.
You are THE GOD OF GLORY!!!**

11) LET'S SING

THE JONAH SONG

(sing to the tune of "London Bridge")

**Jonah was swallowed by a fish
By a fish, By a fish,
Jonah was swallowed by a fish.
Into his tummy!
(rub tummy at the end)**

**Jonah prayed to God above
God above, God above,
Jonah prayed to God above
And he was forgiven!
(hold hands in prayer position at the end)**

**God sent Jonah to Nineveh
Nineveh, Nineveh
God sent Jonah to Nineveh
To preach the Gospel!
(pretend to be walking to Nineveh)**

12) LET'S PRAY

**Dear God, teach me to share my toys,
With other little girls and boys.
And not to ever fuss and fight.
When I am wrong and begin to stray,
Please help me find my way.
Amen.**

~Author Unknown~

CHAPTER 24

1) LET'S PRAY

O LORD MY GOD, YOU ARE VERY GREAT

(104:1)

You're never tired or late
My God you are great!!

2) LET'S PRONOUNCE

Words with "X" at the end. Usually they make a "ks" sound.

- 1) – x – x – x – x – x – x- x-
- 2) – fox – fox – fox – fox – fox – fox – fox - [foks]
- 3) – mix – mix – mix – mix – mix – mix – mix -

Words with "X" in the middle. Usually a "gz" sound.

- 1) – exit – exit – exit – exit – exit – exit – exit - [egzit]
- 2) – exam – exam – exam – exam – exam – exam – exam –
- 3) – exact – exact – exact – exact – exact – exact – exact -

Sometimes words with "X" that make a "z" sound.

- 1) – Xerox – Xerox – Xerox – Xerox – Xerox – Xerox - ["zear" "oks"]
- 2) – xylophone – xylophone – xylophone – xylophone – xylophone –
- 3) – anxiety – anxiety – anxiety – anxiety – anxiety – anxiety –

Other "X" words.

- 1) – x-ray – x-ray – x-ray – x-ray – x-ray – x-ray – [say it's name "x"]
- 2) – Sioux – Sioux – Sioux – Sioux – Sioux – Sioux – ["x" is silent]
- 3) – luxury – luxury – luxury – luxury – luxury – ["x" is the "kzh" sound]
- 4) – anxious – anxious – anxious – anxious – ["x" is the "ksh" sound]

3) LET'S RHYME

The “ -- OP” sound

OP – bop, cop, hop, mop, pop, top, chop, crop, drop, flop, plop, prop, shop, slop, stop

Now, the teacher will say the number and you say the word.

1) bop	2) cop	3) hop	4) mop
5) pop	6) top	7) chop	8) crop
9) drop	10) flop	11) plop	12) prop
13) shop	14) slop	15) stop	

**Little Miss Muffet
Sat on a tuffet,
Eating of curds and whey;
There came a spider,
And sat down beside her,
And frightened Miss Muffet away.**

**Little Miss Burch
Sat in the church,
Thinking of things to pray.
Along came the Spirit
And made her feel near it
Filling her up right away.**

4) LET'S SPELL

First, the teacher will spell any word below & you say the word.

Then, the teacher will say the word and you spell it.

[Teacher: depending on the level, they can “look and spell” or “not look”.]

bop, cop, hop, mop, pop, top, chop, crop, drop, flop, plop, prop, shop, slop, stop, fox, mix, exit, exam, exact, Xerox, xylophone, anxiety, x-ray, Sioux, luxury, anxious

5) LET'S DO A TONGUE TWISTER:

real rock wall, real rock wall, real rock wall

6) LET'S LEARN

a) The teacher will ask the question. The student will replay.

[Teacher: you can break into groups. Have students ask each other the questions.]

1. What color is chocolate?	Chocolate is brown and sometimes white.
2. What color are cherries?	Cherries are red.
3. How many fingers do you have?	
4. How many ears do you have?	
5. How many toes do you have?	
6. Do you have five fingers?	
7. Are your fingers on your feet?	
8. Yes or no? I am a boy.	
9. Yes or no? I am married.	
10. Yes or no? I am from earth.	
11. Did you fly here?	
12. Can you drive a car?	
13. Can you drive an airplane?	
14. What is your favorite hobby?	
15. Do you like scary movies?	
16. What is the opposite of "HOT"?	
17. Do you enjoy watching soccer?	
18. Spell "yesterday" & "tomorrow".	
19. How old are you and your father?	
20. What color are your shoes?	
21. What color are my pants?	
22. Name four things on my face?	
23. Say the days of the week.	
24. What days make up the weekend?	
25. What are the week days?	
26. Name 4 things you write with.	
27. Name 10 colors.	
28. Name 7 vegetables.	
29. Count to 30 by 3's. (3,6,9....30)	
30. What are the vowels? (a,e,i,o,u,y)	
31. Name five animals that swim.	
32. What's your favorite subject?	

7) LET'S DESCRIBE

1. **football**

This is a popular American sport. It is also a name for "soccer."

2. **forehead**

It is on the "front" of our head. It is above our eyebrows.

3. **fountain**

This is beautiful to watch. It sprays water into the air. It is usually found in a park or lake.

4. **freckles**

These are usually found on people with red hair. They are found on the skin. They are orangey brownish spots.

5. **french fries**

These are cut into "strips". They are usually enjoyed with hamburgers. They are deep fried potatoes.

6. **God**

He is an all-loving being. He sent His Only Son to die for us. We will live with Him in heaven.

8) LET'S READ

Lee's father has been explaining something to Lee. They were on their way to pick up some bread. They stopped at the store and picked up the bread. Lee looked down at the floor by the front counter. He saw a \$5.00 bill. What should he do? Should he pick it up and put it in his pocket? Should he give it to the man at the counter? Lee decided to pray. Lee asked God what to do. Then Lee felt he was to give the man the money.

"Sir, I found this money on the floor," said Lee. "Here you are." Lee handed the man the money. He didn't feel good doing it but God told him to.

"It is not mine son," said the man. "You can keep it. I appreciate you being so very honest. You deserve the money for being so honest."

"Thank you sir," said Lee happily. Then Lee realized something. This was what his father had talked to him about.

"Dad is that what you meant by the difficult path. It was hard to give the money but it turned out to be easy."

"Yes, son," said his dad proudly. "If you had put the money in your pocket it would have been easy. But you would have felt very guilty later. That would have been the easy path. You choose the right path."

Lee couldn't believe the wonderful things he was learning. God was truly an amazing God. Lee's dad reached down and hugged him. God was good!

9) LET'S PRONOUNCE AGAIN

This is a good chance to "review" difficult pronunciations from this book.

10) LET'S WORSHIP

THE GOD OF MY LIFE

(Psalms 42:8)

**You are my life Blessed Lord
You are THE GOD OF MY LIFE!!!**

11) LET'S SING

J – E – S – U – S

(sung to “B – I – N – G – O” and “Old MacDonald Had a Farm”)

There was a boy who had a friend

And Jesus was His name – o

J – E – S – U – S

J – E – S – U – S

J – E – S – U – S

And Jesus was His name – o

There was a girl who loved to sing

And sing about her friend - o

J – E – S – U – S

J – E – S – U – S

J – E – S – U – S

And Jesus was her friend – o

12) LET'S PRAY

"Father, We Thank Thee"

**For the flowers that bloom about our feet,
Father, we thank Thee,**

**For tender grass so fresh and sweet,
Father, we thank Thee,**

**For the song of bird and hum of bee,
For all things fair we hear or see,
Father in heaven, we thank Thee.**

by Ralph Waldo Emerson

EXTRA ACTIVITIES

1. Have the students write all the words they can think of using one starting letter. Eg) night, now, nice, no, etc.
2. Put students in groups. Have them throw a ball back and forth as they say a rhyme. Eg) nice - rice
3. Put students in groups. Have them add a word each time. Eg) A: I like pizza. B: I like pizza, pie.
4. Bring a few students up to the blackboard. Have them "trace" or "copy" a letter, word, phrase, or sentence.
5. Teach a word – then mix up the letters and have them put it back in order. Eg) aunt. "u" "n" "t" "a"
6. Have students find something that begins with a particular letter in the room. Eg) pen, pencil, paper, etc.
7. Play "I-SPY". "I-Spy with my little eye something that begins with "bbbb" (the "b" sound)
8. Ask the students, "Which word starts with a different sound "big, boy, dog"?
9. Ask the students, "Which word doesn't rhyme, "boy, bat, toy"?
10. Ask students, "What would be left if you took the "puh" sound out of "park" ("ark")? "Kuh" sound out of "park"?
11. Read something that rhymes. Have the child clap when they hear the rhyme. Then see if they can think of other rhymes for these words. [make sure the poem has lots of rhymes.]
12. Print sounds onto blackboard (dog barking, cat meowing, mouse squeaking, cow mooing). Teach the four. Then go through them making the sounds. Sometimes point to the sound and do it correctly. Have them copy it "ONLY" if you are making the correct sound. If you are correct they should repeat the sound. If they are wrong – they should be quiet.
13. Put a "sound of the day" on the wall. Have students draw pictures of the sound and put on the wall with it.
14. Make a "word of the day" on the wall. "David Day" could be the day you work on "D".
15. Use the letters "a - p - t". Have them try to make words: "at, tap, pat, apt". "a - r - t" (a, at, rat, tar, art) a - n - t (a, an, ant, tan, at) etc.
16. Draw something in the air with your hand or a stick. Have them try to guess what it is.
17. Cut out or draw 12 sets (pairs) of pictures or words. Put them face down. Have the students match the pairs.
18. Write down a rhyming poem. Take out the rhymes. Have the students fill in the blank with a rhyme.
19. Bingo. Use a box of 25 squares. Write 30 words on the board. Have them fill in their squares with 25 words.
20. Bingo. Same as #19 only "spell the words"
21. Put laminated letters into a box. In teams, have students pull out a letter at a time until they can make a word.
22. Make an alphabet book. Write a letter of the alphabet on each page. Then have students draw a picture or cut out magazine pictures for each letter.
23. Write down 8, 10, or 12 words on the board. Give the students 45 seconds to learn them. Then erase the words and have them try to write them down on a piece of paper.
24. Dictation: dictate LETTERS, NUMBERS, WORDS, PHRASE, SENTENCES, etc.
25. Have students write #1-11 on a piece of paper. Beside #1 have them put "a". Beside #2 "at" and so. You can use #1-6 for beginners and #1-14 for advanced students. (a, at, ant, aunt, etc.)
26. Have the students write "words that start with "i" and end with "e". You can use many combinations.
27. Write a song on the board. Put "blanks" for some words. Sing the song and have the students fill in the blanks.
28. Play "Simon Says". If you say, "Simon Says, "touch your nose," then the students should touch their nose. If you say, "touch your nose," then the students shouldn't touch their nose. Only do it if you say "Simon Says."
29. Have the students try to say the Alphabet "backwards".
30. Play "Association". "What word do you think of when I say, "BOY". (girl).
31. Play a Math Game. Use addition, subtraction, division, multiplication. (2 + 2 = 4; 4 - 2 = 2; 4 x 2 = 8; 8 / 2 = 4)
32. Write four words making sure one of them doesn't belong. Eg) dog, cat, pig, milk. ("milk" doesn't belong).
33. Have students guess the pictures being drawn. For 3 students, have one person draw a picture and the other two students try to guess the word. They are competing against each other to try to guess the word first. For 4 students, have two drawers who know the same word and each drawer should have a partner trying to guess the word being drawn. Again, they are competing against each other to try to guess the word first.
34. Play a dice game. Use 2 dice and write 2-12 on a piece of paper. 2-5 players can roll the dice. Each time, they will take the score of the dice and "fill in one of the #'s from 2-12. If a box is already filled in, then they miss filling in a box. The first player with all their boxes filled in is the winner.
35. Do some acting/drama. Give a student a word, phrase, or action to "act out".
36. Have students go into 2's, 3's, or 4's. Give a category. Eg) colors. Have them take turns saying a different color. You can use months, sports, food, countries, etc.
37. Have students pronounce numbers. Start with one digit #'s. Then two digit #'s. Then three, four, five, etc.
38. Teach "days of the week, months, fruit, time, body parts, animals, colors, planets, etc.
39. Write the word, "yellow" on the board. Put the students in groups and see how many words they can make using the letters in the word "yellow". Eg) low, yell, well, owe, etc.
40. Have the students act out different "verbs". (run, walk, sit, jump, etc.)
41. Point to your "nose" and have them give a rhyme ("nose"). (deer-ear, go-toe, bye-eye, bear-hair, peek-cheek, pail-nail, gum-thumb, deck-neck, fin-chin, farm-arm, sack-back, put-foot, see-knee, band-hand, feel-heel.
42. Have the students say words that rhyme with "BEE" ("he, she, we, three, free, or agree, knee, etc.) [examples: had, rat, man, fall, ten, red, big, fill, hop, dog, bug, sun, etc.]
43. Teach the "sounds of the alphabet". Ask them for the "letter" and then the "sound".

A – apple	I – igloo	Q – queen	Y – yo yo
B – boat	J – jet	R – rabbit	Z – zebra
C – cat	K – kite	S – snake	
D – dog	L – lion	T – turtle	
E – elephant	M – monkey	U – umbrella	
F – fish	N – nest	V – violin	
G – gift	O – octopus	W – walrus	
H – hat	P – pizza	X – fox	

44. SCATTER the 26 letters around (in order or mixed up). Have them give the letter, the sound, and a word.
45. "I Went to the Market" Game. First, read this short poem to your child:

*Johnny went to the market. Johnny went to the store.
But when poor Johnny got there, he forgot what he went there for.
Momma gave him a list. Momma gave it to him twice.
And what Momma wanted was a big bag of rice...*

Now say, "Momma wanted a bag of rice and carrots."

Your child repeats that and adds another item, "Momma wanted rice and carrots and a cake."

It's your turn. "Momma wanted rice, carrots, cake and a tulip." Take turns until someone gets an item out of order or forgets an item. Make it fun by adding items such as a football or alligators.

46. #45 ABOVE is to highlight a letter sound. Play this game thinking of items that begin with w such as, "Momma wanted a walrus, walnuts, wink and a wand."
47. Put the "5 short vowels" on "green cards" and "a few consonants" on "red cards". Have the students try to make words. You can add more vowels and consonants later. [More difficult: you use two vowels and four consonants then a 6 letter word would get six points and so on]
48. Spell "word families". [ax, tax, fax, etc.]
49. Walk around the room with "stickers". Say different objects. Spell the words and have them stick it on the object.
50. Write a list of words (sign, bang, hang, ring, hung, ping, pong, lung, rang, sang) Teach it first and then see how far they can get without missing a word. Ask them to "go up the elevator" or "swim across the river".
51. Reading: while reading ask if "him" is "Jim or him". Ask if "bat" is "cat or bat". Etc.
52. Reading: have them draw a picture after you have read the story.
53. Reading: talk about the setting before you read the story
54. Reading: give them the title of a story and ask them to tell what is going to happen.
55. Reading: as you read, sometimes ask them what they think will happen next. Talk about the characters, situation, the setting, etc.
56. Reading: encourage the children to read to their younger brothers/sisters
57. Reading: give "raisins" or "small candies" to anyone who went to a bookstore or a library during the week.
58. Writing: when a student tells you something that has happened to them – write the story down. Then read it with them together. It becomes even more meaningful.
59. Writing: write letters to people (Jesus, aunts, uncles, parents, friends, teachers)
60. Writing: write out words, than phrases, and then sentences for them to copy. [later, put in mistakes and see if they can find the mistakes]
61. Writing: use dictation for words, than phrases, and then sentences.
62. Dictate one sentence at a time until they have a short story.
63. Make a book by first asking the children to think of a topic such as favorite animals, toys, vacation trips, birthday presents, friends or a movie. If your child doesn't write well, he'll dictate the words while you write them down. If he has some writing skills, help him to spell the words. Write the title on the front page and his name - Tigers by Jerome. Write one short sentence per page. Keep the words as close as possible to what he said. We want him to be able to match what he said to what is printed. Read the book to him running your finger under the words while reading. Then ask him to read the book to you several times. Let him draw pictures to complete his masterpiece. Keep his books together in a basket or box. He will read them over and over to anyone who listens. These books will increase his sight word vocabulary and increase his interest in reading.
64. You can also teach alphabet letters and letter sounds by using an Alphabet Chart above with pictures.
*Be sure to point to each letter as you are saying the letter name and letter sound.
*Review the alphabet chart daily soon your child will be able to point to each letter and say the sounds himself!
When you are teaching a letter sound, be careful not to add an "uh" sound at the end of the letter. For example, letter s should sound like a snake hissing, with no throat sound. Letter s says 'sss,' not 'suh.' If your child learns letters 'c', 'a', 't' as sounding 'kuh,' 'aah,' and 'tuh,' those sounds will not come together to say cat!

Spelling Rules

- | |
|---|
| <ol style="list-style-type: none"> a) "l" before "e" except after "c" or when sounding like "a" as in "neighbor" and "weigh. b) For "k" sound, use "k" before "e" and "l". Use "c" before other vowels (cat, keg, kit, cot, cut) c) Change "y" to "i" and add "es". This works when there is a consonant before the "y" as in baby or city. d) Drop a silent "e" before endings which start with a vowel, but keep the silent "e" before endings which start with a consonant. Examples: baking, bakes. e) In one-syllable words with a final, single consonant, double the consonant before an ending which begins with a vowel. Examples: running, hitting. f) Follow "q" with "u" in all common English words. |
|---|

SPELLING BEE (Level 1)

let tub tan wag due lap gem leg man hug map tug mud use wig tap way zip her jaw lip shy now log fry toe far hit fur him doe hut job why lump tide step warn quiz here nine tape yard tree wail town song many wish mile gave leaf chug meat hall more halt gold lake horn what rail ties fuse shed quit fall play sang fool lute rain grew tiny yawn turn time true hard wing tool won't rake lock them hope open tall mend hose when shout music sling crush sight grade shack faint fumes right happy ounce mouth chart creep porch fault shelf twice wrote spoke dance horse shack wrong nurse pause float every quite froze chart whale drool stove crash first churn glove quilt frozen glider crunch squint thirty

SPELLING BEE (Level 2)

add ill job cub hay aim ray few say stop gift list slip nest trip test back camp glad blew food away loud plow rock hill well mill kept next toot bait laid pays wait such hoop loss trot fill miss eggs less sell when path knew nail rich cure hour bill inch skip best fell tent plan flew news fail pain play tail itch howl gown grab lamp gift loss miss trot fill frogs cliff chest fresh smell hands tools paint rainy train chips match trace fancy spills spell class spool brace slice brown mouse stiff which swept brass drags glass stamp spoon chain plain catch check found spots slept flags grass shoot stool ranch caves price ounce champ brace slice juice still sound décor fancy fierce scarce clowns choice clouds choice clouds school flinch switch copper author crunch tossed robbed ground camera melted chimney

SPELLING BEE (Level 3)

fuel riot over pony obey real duel ache talk radio salad alive oasis robot build field exact rough exist reply tough cider dairy ocean guess young cause rodeo adult haunt ruins tepid alike pupil alert alone habit pulse hotel claws visit expel piano shawl wagon desert lemon taken modern stolen travel studio vanish nature oasis finish office relate garage rewrite silent unfair tongue future obtain edible nation remain senate vacant lesson kitten olives spider behave famous prison stereo expect manage always medium natives shrivel theater diamond fixture instant pasture promise lookout hydrant jealous passage privacy service capture current measure package pirates station violets steeple lecture nothing present stomach tyrants hopeful mixture picture postage soldier storage pelican peacock notices pretend results saluted handful parents bothers damaged savages courage justice manage lookout entered message thousand landlord mountain accurate superior pavement garments searched featured envelope container demanded

BIBLICAL NAMES

1) Learn a few names at a time. 2) Do a spelling exercise. 3) Spell the names backwards. 4) Take out some letters in the names and have the students try to guess the letters. 5) Say the Bible names together as a class. 6) Write a Bible name backwards and try to pronounce it. 7) Practice writing the books. 8) Try to guess whether the name is a girl's or boy's name. 9) Write the first letter of the name – then "mix up" the other letters and try to guess the name.

Biblical Men's Names

Aaron, Abel, Abner, Abraham, Absalom, Adam, Ammon, Amos, Andrew, Asaph, Asher, Barnabas, Bartholomew, Benjamin, Boaz, Caleb, Cephas, Dan, Daniel, David, Eli, Elijah, Elisha, Enoch, Ezekiel, Ezra, Jeremiah, Gabriel, Gideon, Isaac, Isaiah, Jacob, James, Jason, Jedidiah, Jesse, Job, Joel, John, Jonah, Joseph, Joshua, Judah, Jude, Levi, Luke, Malachi, Matthew, Mark, Micah, Nahum, Nehemiah, Noah, Paul, Peter, Philip, Rueben, Samson, Samuel, Simon, Solomon, Stephen, Thomas, Timothy, Titus

Biblical Ladies Names

Abigail, Alexandria, Aquila, Anna, Becky, Candice, Chloe, Danielle, Deborah, Diana, Dinah, Elizabeth, Esther, Eunice, Eve, Gabriella, Hannah, Isabel, Jacelynn, Jemimah, Joanna, Leah, Lydia, Martha, Mary, Miriam, Naomi, Priscilla, Rachel, Rebekkah, Ruth, Sarah, Tabitha, Tamar, Tryphena

For Further Growth in Biblical English
(for Biblical ESL/EFL learners)

The following are some suggestions to help you grow in Biblical English. Learning English is parallel to our Christian walk. As you grow as a Christian, you'll find that the old patterns, sins, and struggles will fall away. It is the same with English. As your English ability improves, the things that used to be difficult will suddenly not seem so difficult. Life demands growth. If we aren't growing we are dying. It is the same with English. Your English ability will improve the more you use it, practice it, and grow in it.

Check some of the suggestions that you think you could use in your life. Then put a star beside the ones that you are already doing.

- *Build on the BASIC English patterns. Then add new vocabulary to them. Most English learners don't have a firm foundation of the BASICS. (Record yourself and listen to yourself weeks later to see how you are improving).*
- *Tape cards of conversations, bible verses, and phrases around your house, car and office. This helps you "think" in English.*
- *Listen to tapes, sermons, etc. Repeat verbally what you hear. You can also "write" what you hear. Then check the script for accuracy.*
- *Listen to English movies (cover up the writing underneath). Repeat what you hear to yourself. Eg) The Jesus Film, Joseph, Moses, etc.*
- *Listen to tapes. Listen to a sentence. Shut off the machine and try to figure out what they will say next.*
- *Start a Bible Study, prayer group, or "sharing group." The best way to learn is to "lead". Don't worry about mistakes. Be honest with the group. You don't have to be perfect. God doesn't use perfect people. He uses "willing" people.*
- *Have English "only" mornings, evenings, or days.*
- *During the day, think of a conversation you had and translate it into English.*
- *Try Christian "chat" rooms on the Internet*
- *Write Christian poetry, Christian songs, letters to encourage people, etc.*
- *Go to a place you enjoy. Begin to pray for someone you can witness/share your testimony to in English.*
- *Pick a situation. Write a conversation. Eg) Talking to a Buddhist about Christ.*
- *Talk to yourself in English.*
- *Try new and different approaches to remind yourself throughout the day to study. Eg) Set your watch for an "English moment"*
- *Try to say more when you speak. Say two or three sentences not just one line.*
- *Try to initiate or start conversations with people*
- *Put labels on things in your house or workplace. Eg) In your Bible put some of God's promises, or "who you are" in Christ, or "proofs of Christ's deity"*
- *Imagine yourself talking to people before you actually talk to them. What are you going to say, etc. Ask God to bring people into your life.*
- *Keep a journal of what you are learning on a tape recorder. Play it back at times.*
- *Purchase the Bible on cassette. Listen, repeat, and/or write what you hear.*
- *Others:*

HOW TO USE THIS BOOK (FOR THE TEACHER):

The following are a few thoughts on how to teach this book. This book can be used for one on one discipleship, bible studies, and larger group settings. Nobody can tell someone how to teach. Please be aware of how “YOU” teach as an individual. My goal was to give lots of material as well as to provide a teaching tool that would take little preparation and be used by “lay people” to further the kingdom. The following are only a few of the many suggestions that you can use to teach this material with:

- **Let’s Pray (#1).** I may read the prayer and then have them repeat it. Or I ask a student to pray. You may want to write the prayer on the board – then erase a few words – then read the prayer and have the students say the missing words without looking at their books.
- **Let’s Pronounce (#2).** I spend little time on teaching the meaning of the words. I usually start by ‘sounding out’ the word slowly. Then I move across ‘building up to a normal speed.’ The 3 book series will take you through every phonetic sound.
- **Let’s Rhyme (#3).** I start with the 1st box. I have the students repeat each word. I then go to the second box and say, “What’s number 5?” This helps the students with reading. Finally, there is a poem. I don’t spend much time teaching the meaning of words. You may want to have the students “clap their hands” when they hear a rhyme.
- **Let’s Spell (#4).** I alternate between doing this in front of the class and in small groups. In front of the class, I will ask them to close their books. Then I ask them to spell “TAN”. I will write the word on the board.
- **Let’s Do a Tongue Twister (#5).** I do a TONGUE TWISTER for pronunciation. Start slowly making the sounds and then have them repeat it fast, faster, and very fast.
- **Let’s Learn (#6).** Here is do a lot of different activities. These can be very helpful for “basics” as well as for fun. I also have “extra activities” at the end of the book for some fun.
- **Let’s Describe (#7).** This can be done by reading, drawing, and/or acting. I usually read the description first. Then I will act or draw the word. As they get better, you can say the word and then have them describe it.
- **Let’s Read (#8).** This story continues through the whole book. Here are some ideas:
 - Reading: while reading ask if “him” is “Jim or him”. Ask if “bat” is “cat or bat”. Etc.
 - Reading: have them draw a picture after you have read the story.
 - Reading: talk about the setting before you read the story
 - Reading: give them the title of a story and ask them to tell what is going to happen.
 - Reading: as you read, sometimes ask them what they think will happen next.
 - Reading: talk about the characters, the situation, the setting, etc.
 - Reading: encourage the children to read to their younger brothers/sisters
 - Reading: give “raisins” or “small candies” to anyone who went to a bookstore or a library during the week.

A READING METHOD: TO – WITH – BY
Read the short selection **to** him twice.
Read the same selection **with** him twice.
Finally, ask him to read it **by** himself twice.

When you do *To, With, and By* in a short selection - *A little bit of good reading is better than a whole lot of bad reading.*

- **Let’s Pronounce Again (#9).** This is VERY IMPORTANT for phonics, pronunciation, and reading recognition. Students can go over these again and again.
- **Let’s Worship (#10).** These are “names for Jesus”. You may teach the students “free worship” also. I don’t do much with the Bible reference. I let them learn to worship!!
- **Let’s Sing (#11).** You can write the song on the board. Then remove a few words. Have the students try to “fill in the blank” to the missing words.
- **Let’s Pray (#12).** I finish up with a prayer. I have the students “repeat” each line or a student read the prayer if they are able to. I never “embarrass” a student if I can help it.

Final Notes: You can easily use each chapter for 1 ½ to 2 hours. For younger children you can break the chapter up into two 50 minute sessions by adding a few games and activities.

Christian Bibliography:

Scripture taken from the **HOLY BIBLE, NEW INTERNATIONAL VERSION. NIV.**

Copyright 1973, 1978, 1984 by International Bible Society.

Used by permission of Zondervan Publishing House. All rights reserved.

The New Thompson Chain-Reference Bible by Frank C. Thompson,
(B.B.Kirkbride Bible Co., In., Zondervan Bible Publishers,
Grand Rapids, Michigan – 1983)

The Case for Faith by Lee Strobel
(Zondervan Publishing House – A Division of Harper Collins Publishers)
(*NOTE from the author: Check “List of Citations” for wonderful resource material)

Hitchcock’s Bible Dictionary (Public Domain)
(www.ccel.org)

Secular Bibliography:

<http://www.readinga-z.com>

The Picture Rulebook of Kid’s Games by Roxanne Henderson
Published by Contemporary Books Inc.

Five Minute Activities by Penny Ur and Andrew Wright
Published by Cambridge University Press

Recipes for Tired Teachers edited by Christopher Sion
Published by Addison Wesley Publishing Company

NO WALLFLOWER’S PLEASE by Richard N. Van Slyke
Published by H.J.Press – Pusan, South Korea

www.rhymezone.com

Excellent website to teach pronunciation and reading.

[Author’s note: Many times activities have come across my desk. Over the years I have used these activities again and again. Unfortunately, I don’t know where they came from. If I am currently using anything of yours, please let my publisher know. There was no intent to infringe on copyright. Also regarding the “SONGS”. To be knowledge the songs used in this book are all “PUBLIC DOMAIN.” There is no intent to infringe on copyright.]

From the Author:

At Altogether Lovely Ministries we believe that our resources should reach the world. We are very aware that in many countries, Christians cannot afford these kinds of resources. We are also aware that to publish our books and put them in bookstores, we would reach only a small part of the Christian community. Therefore, we believe that God has called us to provide our copyrighted books through the internet with the following information:

All material by Dr. Richard of Altogether Lovely Ministries is copyrighted. However, these materials may be copied and distributed "unaltered" for the purpose of study and teaching, so long as they are made available to others free of charge, and the copyright is included. These materials may not, in any manner, be sold or used to solicit "donations" from others, nor may they be included in anything you intend to copyright, sell, or offer for a fee. This copyright is exercised to keep these materials available to all.

It is the author's purpose to provide Christian Biblical resources that can be used worldwide to further the Gospel of Jesus Christ.

We appreciate your support and prayers.

THANK YOU AND GOD BLESS!! He is "Altogether Lovely"

www.altogetherlovely.org

<i>A BIBLICAL CHRISTIAN EXPERIENCE</i>
<i>A CHRISTIAN BOOK FOR BEGINNING READERS</i>
<i>A TOOL FOR CHRISTIAN WORKERS</i>

<i>A THREE BOOK SERIES (90-120 MINUTES/LESSON)</i>
<i>EACH BOOK A 24 LESSON CHRISTIAN READING COURSE</i>
<i>LITTLE LESSON PLANNING - READY TO GO</i>
<i>GREAT FOR INDIVIDUALS, SMALL GROUPS, & LARGE GROUPS</i>
<i>ALSO USED TO TEACH BIBLICAL ENGLISH TO LANGUAGE LEARNERS</i>

LET'S LEARN BIBLICAL ENGLISH -1 ©

For Low Beginners

Copyright © 2005 by Dr. Richard of Altogether Lovely Ministries

First printing – January 2005

All material by Dr. Richard of Altogether Lovely Ministries is copyrighted. However, these materials may be freely copied and distributed “unaltered” for the purpose of study and teaching, so long as they are made available to others free of charge, and the copyright is included. These materials may not, in any manner, be sold or used to solicit “donations” from others, nor may they be included in anything you intend to copyright, sell, or offer for a fee. This copyright is exercised to keep these materials freely available to all.

It is the author’s purpose to provide Christian Biblical resources that can be used worldwide to further the Gospel of Jesus Christ.

- Printed Worldwide -